

Dedicated Host

Service Overview

Issue 01
Date 2025-03-04



Copyright © Huawei Cloud Computing Technologies Co., Ltd. 2025. All rights reserved.

No part of this document may be reproduced or transmitted in any form or by any means without prior written consent of Huawei Cloud Computing Technologies Co., Ltd.

Trademarks and Permissions



HUAWEI and other Huawei trademarks are the property of Huawei Technologies Co., Ltd.

All other trademarks and trade names mentioned in this document are the property of their respective holders.

Notice

The purchased products, services and features are stipulated by the contract made between Huawei Cloud and the customer. All or part of the products, services and features described in this document may not be within the purchase scope or the usage scope. Unless otherwise specified in the contract, all statements, information, and recommendations in this document are provided "AS IS" without warranties, guarantees or representations of any kind, either express or implied.

The information in this document is subject to change without notice. Every effort has been made in the preparation of this document to ensure accuracy of the contents, but all statements, information, and recommendations in this document do not constitute a warranty of any kind, express or implied.

Contents

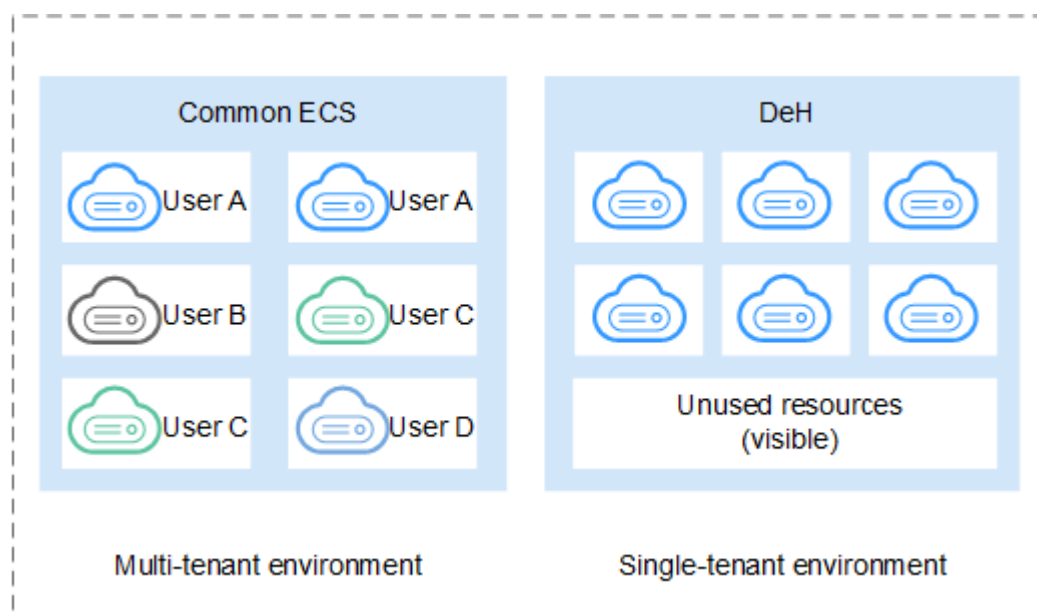
1 Dedicated Host	1
2 Application Scenarios	3
3 Product Advantages	4
4 Categories and Types	5
4.1 Overview	5
4.2 General Computing DeHs	8
4.3 General Computing-Plus DeHs	13
4.4 Memory-Optimized DeHs	19
5 Lifecycle	21
6 Basic Concepts	22
7 Billing	24
8 Security	26
8.1 Shared Responsibilities	26
8.2 Data Protection	27
8.3 Auditing and Logging	29
8.4 Certificates	29
9 Permissions	31
10 Constraints	34
11 Differences Between ECSs in Resource Pools and ECSs on DeHs	35

1 Dedicated Host

A Dedicated Host (DeH) is a physical server fully dedicated for your use to ensure isolation, security, and performance for your ECSs. You can bring your own license (BYOL) to DeH to reduce the costs on software licenses and facilitate the independent management of ECSs.

Figure 1-1 shows the differences between DeHs and common ECSs.

Figure 1-1 Differences between DeHs and common ECSs



The physical resources of the DeH are not shared with others. You can obtain the detailed information on the DeH, such as sockets, physical cores, CPU type, and memory size. So, you can create ECSs of specified flavors based on the DeH flavor.

ECS Deployment Modes

When deploying an ECS, you can:

- Select a DeH to deploy ECSs.

Directly create ECSs on an existing DeH or select a DeH you want to deploy ECSs on when creating ECSs.

- Configure the system to automatically deploy ECSs on a DeH.

Enable **Auto Placement** for DeHs to let the system automatically deploy ECSs on the DeH with the highest available memory based on load balancing requirements.

You can use either of the above methods to deploy ECSs on a DeH. This helps you ensure isolation, security, and compliance for deployed applications, improves resource utilization, and optimizes the ECS performance.

2 Application Scenarios

- **Industries that have high requirements for regulation compliance and security**
You can exclusively use a physically isolated host to meet your high compliance and security requirements.
- **Tenants who want to use their own licenses**
If you have a licensed OS or software (licensed based on the number of physical sockets or the number of physical cores), you can bring your own license and migrate your services to the cloud platform.
- **Industries that are extremely sensitive to performance and stability**
DeH is ideal for service scenarios with higher requirements on server performance and stability such as finance, securities and gaming applications. DeH guarantees the stability of CPUs and network I/O, ensuring smooth running of applications.
- **Tenants who want to deploy resources independently and manage them flexibly**
You can create ECSs on a specified DeH and specify your ECS specifications based on the type of DeH you specified. You can migrate ECSs between DeHs or migrate ECSs from a public resource pool to a DeH.

3 Product Advantages

- **Cost-effectiveness:** DeH allows you to bring your own license (BYOL), such as licenses for Microsoft Windows Server, Microsoft SQL Server, and Microsoft Office, to reduce licensing costs.
- **Security:** DeH isolates compute resources to prevent your workloads on DeHs from being affected by those of other tenants.
- **Legal compliance:** Physically isolated DeHs help you meet regulation compliance and surveillance requirements for your sensitive services.
- **Flexibility:** A DeH can be allocated within several minutes, allowing you to buy one at any time you want.
- **Reliability:** DeH provides 99.95% availability.

4 Categories and Types

4.1 Overview

The DeH category and type define the DeH configuration and determine the type and number of ECSs you can create on the DeH.

The DeH configuration includes the number of CPUs (sockets), number of physical cores, local storage, hardware configuration (CPU model and memory size), and number of vCPUs. Buy DeHs of desired specifications based on the site requirements.

The following DeH categories and types are supported:

- General computing DeHs
- General computing-plus DeHs
- Memory-optimized DeHs

 **NOTE**

DeH categories here are for your quick glance only. For details about each DeH category, go to the specific topics.

DeH Category	Flavor Type	Number of CPUs (Sockets)	Number of Physical Cores	Local Disk	Hardware Specifications	Number of vCPUs
General computing DeHs	s3	2	22	N/A	CPU: Intel® Xeon® Skylake 6161 v5 (frequency: 2.20 GHz; turbo frequency: 3.00 GHz) Memory: 288 GB (or 294,912 MB)	144

DeH Category	Flavor Type	Number of CPUs (Sockets)	Number of Physical Cores	Local Disk	Hardware Specifications	Number of vCPUs
	s3_pro	2	22	N/A	CPU: Intel® Xeon® Skylake 6161 v5 (frequency: 2.20 GHz; turbo frequency: 3.00 GHz) Memory: 576 GB (or 589,824 MB)	144
	s6	2	26	N/A	CPU: Intel® Xeon® CascadedLake CPU (frequency: 2.6 GHz; turbo frequency: 3.5 GHz) Memory: 516 GB (or 528,384 MB)	264
	s6_pro	2	26	N/A	CPU: Intel® Xeon® CascadedLake CPU (frequency: 2.6 GHz; turbo frequency: 3.5 GHz) Memory: 702 GB (or 718,848 MB)	264
	s7	2	38	N/A	CPU: 3rd Generation Intel® Xeon® Scalable Processor (frequency: 2.8 GHz; turbo frequency: 3.5 GHz) Memory: 926 GB (or 948,224 MB)	390
	s7n	2	28	N/A	CPU: 3rd Generation Intel® Xeon® Scalable Processor (frequency: 2.6 GHz; turbo frequency: 3.4 GHz) Memory: 912 GB (or 933,888 MB)	276
General computing-plus DeHs	c3	2	18	N/A	CPU: Intel® Xeon® Skylake 6151 v5 (frequency: 3.00 GHz; turbo frequency: 3.40 GHz) Memory: 128 GB (or 131,072 MB)	64

DeH Category	Flavor Type	Number of CPUs (Sockets)	Number of Physical Cores	Local Disk	Hardware Specifications	Number of vCPUs
	c3_pro	2	18	N/A	CPU: Intel® Xeon® Skylake 6151 v5 (frequency: 3.00 GHz; turbo frequency: 3.40 GHz) Memory: 256 GB (or 262,144 MB)	64
	c3ne	2	18	N/A	CPU: C SkyLake 6151 v5 (frequency: 3.00 GHz; turbo frequency: 3.40 GHz) Memory: 128 GB (or 131,072 MB)	64
	c6	2	22	N/A	CPU: Intel Cascade Lake 6266 (frequency: 3.00 GHz; turbo frequency: 3.40 GHz) Memory: 148 GB (or 151,552 MB)	74
	c6_pro	2	22	N/A	CPU: Intel Cascade Lake 6266 (frequency: 3.00 GHz; turbo frequency: 3.40 GHz) Memory: 296 GB (or 303,104 MB)	74
	c7n_pro	2	28	N/A	CPU: 3rd Generation Intel® Xeon® Scalable Processor (frequency: 2.6 GHz; turbo frequency: 3.4 GHz) Memory: 392 GB (or 401,408 MB)	98
Memory-optimized DeHs	m3	2	18	N/A	CPU: Intel® Xeon® Skylake 6151 v5 (frequency: 3.00 GHz; turbo frequency: 3.40 GHz) Memory: 512 GB (or 524,288 MB)	64

DeH Category	Flavor Type	Number of CPUs (Sockets)	Number of Physical Cores	Local Disk	Hardware Specifications	Number of vCPUs
	m6	2	22	N/A	CPU: Intel® Xeon® Skylake 6151 v5 (frequency: 3.00 GHz; turbo frequency: 3.40 GHz) Memory: 608 GB (or 622,592 MB)	76

 **NOTE**

The number of vCPUs for a DeH is calculated as follows:

Number of vCPUs = (Number of sockets x Number of cores x Number of single-core threads - CPU overheads) x CPU overcommitment ratio

- s3 and s3_pro DeHs
vCPUs = $(2 \times 22 \times 2 - 16) \times 2 = 144$
- s6 and s6_pro DeHs
vCPUs = $(2 \times 26 \times 2 - 16) \times 3 = 264$
- s7 DeHs
vCPUs = $(2 \times 38 \times 2 - 22) \times 3 = 390$
- s7n DeHs
vCPUs = $(2 \times 28 \times 2 - 20) \times 3 = 276$
- c3, c3_pro, and c3ne DeHs
vCPUs = $(2 \times 18 \times 2 - 12) \times 1.07 = 64$
- c6 and c6_pro DeHs
vCPUs = $(2 \times 22 \times 2 - 14) \times 1 = 74$
- c7n_pro DeHs
vCPUs = $(2 \times 28 \times 2 - 14) \times 1 = 98$
- m3 DeHs
vCPUs = $(2 \times 18 \times 2 - 12) \times 1.07 = 64$
- m6 DeHs
vCPUs = $(2 \times 22 \times 2 - 12) \times 1 = 76$

4.2 General Computing DeHs

Overview

General-computing DeHs can accommodate ECSs with regular workloads and short-term workload surges. They use a CPU-unbound scheduling scheme. vCPUs are randomly allocated to idle CPU hyper threads based on the system loads. If traffic loads are light, the computing performance is high. However, if traffic loads are heavy, vCPUs of different ECSs compete for physical CPU resources, resulting in unstable computing performance.

General computing DeHs are classified into s3, s3_pro, s6, s6_pro, s7, and s7n types, and use the latest-generation Intel® Xeon® SkyLake CPUs, providing better cost-effectiveness. S3, S6, S7, and S7n ECSs can be deployed on the general computing DeHs.

DeH Specifications

Table 4-1 Specifications of s3 DeHs

Flavor Type	Number of CPUs (Sockets)	Number of Physical Cores	Hardware Specifications	Number of vCPUs
s3	2	22	<ul style="list-style-type: none"> • CPU: Intel® Xeon® Skylake 6161 v5 (frequency: 2.20 GHz; turbo frequency: 3.00 GHz) • Memory: 288 GB (or 294,912 MB) 	144

Table 4-2 Specifications of s3_pro DeHs

Flavor Type	Number of CPUs (Sockets)	Number of Physical Cores	Hardware Specifications	Number of vCPUs
s3_pro	2	22	<ul style="list-style-type: none"> • CPU: Intel® Xeon® Skylake 6161 v5 (frequency: 2.20 GHz; turbo frequency: 3.00 GHz) • Memory: 576 GB (or 589,824 MB) 	144

Table 4-3 Specifications of s6 DeHs

Flavor Type	Number of CPUs (Sockets)	Number of Physical Cores	Hardware Specifications	Number of vCPUs
s6	2	26	<ul style="list-style-type: none"> • CPU: Intel® Xeon® CascadedLake CPU (frequency: 2.6 GHz; turbo frequency: 3.5 GHz) • Memory: 516 GB (or 528,384 MB) 	264

Table 4-4 Specifications of s6_pro DeHs

Flavor Type	Number of CPUs (Sockets)	Number of Physical Cores	Hardware Specifications	Number of vCPUs
s6_pro	2	26	<ul style="list-style-type: none"> CPU: Intel® Xeon® CascadedLake CPU (frequency: 2.6 GHz; turbo frequency: 3.5 GHz) Memory: 702 GB (or 718,848 MB) 	264

Table 4-5 Specifications of s7 DeHs

Flavor Type	Number of CPUs (Sockets)	Number of Physical Cores	Hardware Specifications	Number of vCPUs
s7	2	38	CPU: 3rd Generation Intel® Xeon® Scalable Processor (frequency: 2.8 GHz; turbo frequency: 3.5 GHz) Memory: 926 GB (or 948,224 MB)	390

Table 4-6 Specifications of s7n DeHs

Flavor Type	Number of CPUs (Sockets)	Number of Physical Cores	Hardware Specifications	Number of vCPUs
s7n	2	28	CPU: 3rd Generation Intel® Xeon® Scalable Processor (frequency: 2.6 GHz; turbo frequency: 3.4 GHz) Memory: 912 GB (or 933,888 MB)	276

 **NOTE**

Number of vCPUs = (Number of sockets x Number of cores x Number of single-core threads - CPU overheads) x CPU overcommitment ratio

- s3 DeHs
vCPUs = (2 x 22 x 2 - 16) x 2 = 144
- s3_pro DeHs
vCPUs = (2 x 22 x 2 - 16) x 2 = 144
- s6 DeHs
vCPUs = (2 x 26 x 2 - 16) x 3 = 264
- s6_pro DeHs
vCPUs = (2 x 26 x 2 - 16) x 3 = 264
- s7 DeHs
vCPUs = (2 x 38 x 2 - 22) x 3 = 390
- s7n DeHs
vCPUs = (2 x 28 x 2 - 20) x 3 = 276

ECSs Allowed on DeHs

Table 4-7 ECS flavors allowed on s3 DeHs

ECS Flavor	vCPUs	Memory (GiB)
s3.small.1	1	1
s3.medium.2	1	2
s3.large.2	2	4
s3.xlarge.2	4	8
s3.2xlarge.2	8	16
s3.4xlarge.2	16	32

Table 4-8 ECS flavors allowed on s3_pro DeHs

ECS Flavor	vCPUs	Memory (GiB)
s3.medium.4	1	4
s3.large.4	2	8
s3.xlarge.4	4	16
s3.2xlarge.4	8	32
s3.4xlarge.4	16	64

Table 4-9 ECS flavors allowed on s6 DeHs

ECS Flavor	vCPUs	Memory (GiB)
s6.small.1	1	1
s6.medium.2	1	2
s6.large.2	2	4
s6.xlarge.2	4	8
s6.2xlarge.2	8	16

Table 4-10 ECS flavors allowed on s6_pro DeHs

ECS Flavor	vCPUs	Memory (GiB)
s6.small.1	1	1
s6.medium.2	1	2
s6.large.2	2	4
s6.xlarge.2	4	8
s6.2xlarge.2	8	16
s6.medium.4	1	4
s6.large.4	2	8
s6.xlarge.4	4	16
s6.2xlarge.4	8	32

Table 4-11 ECS flavors allowed on s7 DeHs

ECS Flavor	vCPUs	Memory (GiB)
s7.small.1	1	1
s7.medium.2	1	2
s7.medium.4	1	4
s7.large.2	2	4
s7.large.4	2	8
s7.xlarge.2	4	8
s7.xlarge.4	4	16
s7.2xlarge.2	8	16

ECS Flavor	vCPUs	Memory (GiB)
s7.2xlarge.4	8	32
s7.4xlarge.2	16	32
s7.4xlarge.4	16	64

Table 4-12 ECS flavors allowed on s7n DeHs

ECS Flavor	vCPUs	Memory (GiB)
s7n.small.1	1	1
s7n.medium.2	1	2
s7n.medium.4	1	4
s7n.large.2	2	4
s7n.large.4	2	8
s7n.xlarge.2	4	8
s7n.xlarge.4	4	16
s7n.2xlarge.2	8	16
s7n.2xlarge.4	8	32
s7n.4xlarge.2	16	32
s7n.4xlarge.4	16	64

4.3 General Computing-Plus DeHs

Overview

Compared with general computing DeHs, general computing-plus DeHs provide dedicated vCPUs, featuring powerful performance. In addition, the DeHs use latest-generation network acceleration engines and Data Plane Development Kit (DPDK) to provide higher network performance, meeting requirements in different scenarios.

General computing-plus DeHs are classified into the following types: c3, c3_pro, c3ne, c6, c6_pro, and c7n_pro.

- Both c3 and c3_pro DeHs house C3 ECSs. C3 ECSs come with the latest Intel Xeon Skylake CPUs and high-performance networks for enterprise-level applications that require enhanced service stability and improved computing performance.
- c3ne DeHs house C3ne ECSs. C3ne ECSs come with the latest Intel Xeon Skylake CPUs and 25GE high-speed iNICs to offer an intranet bandwidth of up

to 40 Gbit/s and network forwarding capacity of up to 10 million packets per second (PPS), thereby addressing the requirements of enterprise-level applications on high computing and network performance.

- Both c6 and c6_pro DeHs can house C6 ECSs.
- c7n_pro DeHs can house c7n ECSs.

DeH Specifications

Table 4-13 Specifications of c3 DeHs

Flavor Type	Number of CPUs (Sockets)	Number of Physical Cores	Hardware Specifications	Number of vCPUs
c3	2	18	<ul style="list-style-type: none"> • CPU: Intel® Xeon® Skylake 6151 v5 (frequency: 3.00 GHz; turbo frequency: 3.40 GHz) • Memory: 128 GB (or 131,072 MB) 	64

Table 4-14 Specifications of c3_pro DeHs

Flavor Type	Number of CPUs (Sockets)	Number of Physical Cores	Hardware Specifications	Number of vCPUs
c3_pro	2	18	<ul style="list-style-type: none"> • CPU: Intel® Xeon® Skylake 6151 v5 (frequency: 3.00 GHz; turbo frequency: 3.40 GHz) • Memory: 256 GB (or 262,144 MB) 	64

Table 4-15 Specifications of c3ne DeHs

Flavor Type	Number of CPUs (Sockets)	Number of Physical Cores	Hardware Specifications	Number of vCPUs
c3ne	2	18	<ul style="list-style-type: none"> • CPU: Intel® Xeon® Skylake 6151 v5 (frequency: 3.00 GHz; turbo frequency: 3.40 GHz) • Memory: 128 GB (or 131,072 MB) 	64

Table 4-16 Specifications of c6 DeHs

Flavor Type	Number of CPUs (Sockets)	Number of Physical Cores	Hardware Specifications	Number of vCPUs
c6	2	22	<ul style="list-style-type: none"> • CPU: Intel Cascade Lake 6266 (frequency: 3.00 GHz; turbo frequency: 3.40 GHz) • Memory: 148 GB (or 151,552 MB) 	74

Table 4-17 Specifications of c6_pro DeHs

Flavor Type	Number of CPUs (Sockets)	Number of Physical Cores	Hardware Specifications	Number of vCPUs
c6_pro	2	22	<ul style="list-style-type: none"> • CPU: Intel Cascade Lake 6266 (frequency: 3.00 GHz; turbo frequency: 3.40 GHz) • Memory: 296 GB (or 303,104 MB) 	74

Table 4-18 Specifications of c7n_pro DeHs

Flavor Type	Number of CPUs (Sockets)	Number of Physical Cores	Hardware Specifications	Number of vCPUs
c7n_pro	2	28	CPU: 3rd Generation Intel® Xeon® Scalable Processor (frequency: 2.6 GHz; turbo frequency: 3.4 GHz) Memory: 392 GB (or 401,408 MB)	98

 **NOTE**

Number of vCPUs = (Number of sockets x Number of cores x Number of single-core threads - CPU overheads) x CPU overcommitment ratio

- c3 DeHs
vCPUs = (2 x 18 x 2 - 12) x 1.07 = 64
- c3_pro DeHs
vCPUs = (2 x 18 x 2 - 12) x 1.07 = 64
- c3ne DeHs
vCPUs = (2 x 18 x 2 - 12) x 1.07 = 64
- c6 DeHs
vCPUs = (2 x 22 x 2 - 14) x 1 = 74
- c6_pro DeHs
vCPUs = (2 x 22 x 2 - 14) x 1 = 74
- c7n_pro DeHs
vCPUs = (2 x 28 x 2 - 14) x 1 = 98

ECSs Allowed on DeHs

Table 4-19 ECS flavors allowed on c3 DeHs

ECS Flavor	vCPUs	Memory (GiB)
c3.large.2	2	4
c3.xlarge.2	4	8
c3.2xlarge.2	8	16
c3.3xlarge.2	12	24
c3.4xlarge.2	16	32
c3.6xlarge.2	24	48
c3.8xlarge.2	32	64
c3.15xlarge.2	60	128

Table 4-20 ECS flavors allowed on c3_pro DeHs

ECS Flavor	vCPUs	Memory (GiB)
c3.large.4	2	8
c3.xlarge.4	4	16
c3.2xlarge.4	8	32
c3.3xlarge.4	12	48
c3.4xlarge.4	16	64
c3.6xlarge.4	24	96
c3.8xlarge.4	32	128
c3.15xlarge.4	60	256

Table 4-21 ECS flavors allowed on c3ne DeHs

ECS Flavor	vCPUs	Memory (GiB)
c3ne.large.2	2	4
c3ne.xlarge.2	4	8
c3ne.2xlarge.2	8	16
c3ne.4xlarge.2	16	32
c3ne.8xlarge.2	32	64
c3ne.15xlarge.2	60	128

Table 4-22 ECS flavors allowed on c6 DeHs

ECS Flavor	vCPUs	Memory (GiB)	Maximum Number of ECSs on a DeH
c6.large.2	2	4	37
c6.xlarge.2	4	8	18
c6.2xlarge.2	8	16	8
c6.3xlarge.2	12	24	6
c6.4xlarge.2	16	32	4
c6.6xlarge.2	24	48	3

ECS Flavor	vCPUs	Memory (GiB)	Maximum Number of ECSs on a DeH
c6.8xlarge.2	32	64	2
c6.16xlarge.2	64	128	1

Table 4-23 ECS flavors allowed on c6_pro DeHs

ECS Flavor	vCPUs	Memory (GiB)	Maximum Number of ECSs on a DeH
c6.large.4	2	8	37
c6.xlarge.4	4	16	18
c6.2xlarge.4	8	32	8
c6.3xlarge.4	12	48	6
c6.4xlarge.4	16	64	4
c6.6xlarge.4	24	96	3
c6.8xlarge.4	32	128	2
c6.16xlarge.4	64	256	1

Table 4-24 ECS flavors allowed on c7n_pro DeHs

ECS Flavor	vCPUs	Memory (GiB)
c7n.large.4	2	8
c7n.xlarge.4	4	16
c7n.2xlarge.4	8	32
c7n.3xlarge.4	12	48
c7n.4xlarge.4	16	64
c7n.6xlarge.4	24	96
c7n.8xlarge.4	32	128
c7n.12xlarge.4	48	192
c7n.16xlarge.4	64	256
c7n.24xlarge.4	96	384

4.4 Memory-Optimized DeHs

Overview

Memory-optimized DeHs are designed for processing large-scale data sets in the memory. They use the latest Intel Xeon Skylake CPUs, network acceleration engines, and Data Plane Development Kit (DPDK) to provide higher network performance. They provide a maximum of 512 GB DDR4 memory for high-memory computing applications.

Memory-optimized DeHs are classified into m3 and m6 DeHs.

- M6 ECSs can be deployed on m6 DeHs.

DeH Specifications

Table 4-25 Specifications of m3 DeHs

Flavor Type	Number of CPUs (Sockets)	Number of Physical Cores	Hardware Specifications	Number of vCPUs
m3	2	18	<ul style="list-style-type: none"> • CPU: Intel® Xeon® Skylake 6151 v5 (frequency: 3.00 GHz; turbo frequency: 3.40 GHz) • Memory: 512 GB (or 524,288 MB) 	64

Table 4-26 Specifications of m6 DeHs

Flavor Type	Number of CPUs (Sockets)	Number of Physical Cores	Hardware Specifications	Number of vCPUs
m6	2	22	<ul style="list-style-type: none"> • CPU: Intel Cascade Lake 6266 (frequency: 3.00 GHz; turbo frequency: 3.40 GHz) • Memory: 608 GB (or 622,592 MB) 	76

 **NOTE**

Number of vCPUs = (Number of sockets x Number of cores x Number of single-core threads - CPU overheads) x CPU overcommitment ratio

- m3 DeHs
vCPUs = (2 x 18 x 2 - 12) x 1.07 = 64
- m6 DeHs
vCPUs = (2 x 22 x 2 - 12) x 1 = 76

ECSs Allowed on DeHs

Table 4-27 ECS flavors allowed on m3 DeHs

Flavor Name	vCPUs	Memory (GiB)
m3.large.8	2	16
m3.xlarge.8	4	32
m3.2xlarge.8	8	64
m3.3xlarge.8	12	96
m3.4xlarge.8	16	128
m3.6xlarge.8	24	192
m3.8xlarge.8	32	256
m3.15xlarge.8	60	512
m3.16xlarge.8	64	512

Table 4-28 ECS flavors allowed on m6 DeHs

Flavor Name	vCPUs	Memory (GiB)	Maximum Number of ECSs on a DeH
m6.large.8	2	16	37
m6.xlarge.8	4	32	18
m6.2xlarge.8	8	64	8
m6.3xlarge.8	12	96	6
m6.4xlarge.8	16	128	4
m6.6xlarge.8	24	192	3
m6.8xlarge.8	32	256	2
m6.16xlarge.8	64	512	1

5 Lifecycle

A DeH has different statuses throughout its lifecycle.

Table 5-1 DeH statuses

Status	Attribute	Description
Normal	Stable	The DeH is running properly for you to deploy your ECSs.
Faulty	Faulty	The DeH is faulty and cannot provide services. Contact the customer service.
Deleted	Intermediate	The DeH is deleted. The resources on the DeH console will be removed within a few minutes.

6 Basic Concepts

Before using a DeH, you need to understand the following basic concepts.

Glossary	Description
BYOL	BYOL indicates the Bring Your Own License mode. If you have an OS or a software license (a license whose certified items include number of physical sockets and physical cores), you can migrate your services to the cloud platform and continue to use your existing licenses.
Region	Regions are defined by their geographical location and network latency. Public services, such as Elastic Cloud Server (ECS), Elastic Volume Service (EVS), Object Storage Service (OBS), Virtual Private Cloud (VPC), Elastic IP (EIP), and Image Management Service (IMS), are shared within the same region. There are universal regions and dedicated regions. A universal region serves all tenants, while a dedicated region serves specific tenants.
Availability zone (AZ)	<p>An AZ contains one or multiple physical data centers. Each AZ has independent cooling, fire extinguishing, moisture-proof, and electricity facilities. Within an AZ, computing, network, storage, and other resources are logically divided into multiple clusters. AZs within a region are interconnected using high-speed optical fibers to allow you to build cross-AZ high-availability systems.</p> <p>NOTE For more information, see Region and AZ.</p>
Project	<p>A project groups and isolates IaaS OpenStack resources, such as compute, storage, and networking resources. A project can be a department or a team.</p> <p>Multiple projects can be created under one account.</p>

Glossary	Description
DeH flavor	A DeH flavor specifies the DeH attributes, including the number of CPUs on the physical server (the number of sockets), number of physical cores, CPU model, memory size, and number of vCPUs.
Elastic Cloud Server (ECS)	ECS is a basic cloud computing service provided by Huawei Cloud. For details, see ECS .

7 Billing

Billing Items

You need to pay for:

- DeH and ECS services
 - DeH: all resources of the DeH, including CPUs, memory, and local disks. For details about the pricing details, see [Product Pricing Details](#).
 - Dedicated ECS: EIPs and bandwidths. Dedicated ECSs created on the DeH are free of charge.
- Associated services (You can purchase resources as required and pay for only what you use. After your DeH expires, you need to release the associated resources to avoid unnecessary expenses.):
 - Elastic IP (EIP): EIP is billed by the number of EIP addresses you purchased. For details, see [Billing](#).
 - Bandwidth: Public network bandwidth is billed by traffic or bandwidth. For details, see [Billing](#).
 - Elastic Volume Service (EVS): You can select EVS disks of multiple specifications based on your requirements. EVS disks are billed on a pay-per-use or yearly/monthly basis. The attached disks used as the system disks in ECSs on DeHs can only be billed on a pay-per-use basis. For details, see [Billing](#).

Billing Mode

1. Billing mode: DeHs are billed on a yearly/monthly basis, which is a prepayment mode. When you purchase a DeH, the system will deduct the fees from your account balance accordingly.
2. Billing cycle: The billing cycle is on a yearly/monthly basis and uses the UTC+8 time zone. The billing cycle starts when you enable your resource (accurate to the second) and ends when the specified usage duration expires (showing: 00:00:00).
Example: If you enable a resource at 13:23:56 on February 1, 2017, the billing cycle ends at 00:00:00 on February 2, 2018.
3. Billing unit: DeHs are billed based on the number of physical servers. If you need to purchase, renew, or expand your DeH, select at least one physical server at a time.

Example: If you purchase two DeHs on February 1, 2017 for one year, the billing cycle ends at 00:00:00 on February 2, 2018. If you purchase another DeH for one month on January 1, 2018, the billing cycle of this DeH ends at 00:00:00 February 2, 2018. You can renew all these three DeHs at the same time. If you renew these three DeHs for another one year, the renewal billing cycle starts at 00:00:00 on February 2, 2018, and ends at 00:00:00 on February 3, 2019.

Changing Billing Mode

DeHs can only be billed on a yearly/monthly basis.

Renewal

For details, see [Renewal Management](#).

Expiration and Overdue Payment

For details, see [Service Suspension and Resource Release](#) and [Payment and Repayment](#).

8 Security

8.1 Shared Responsibilities

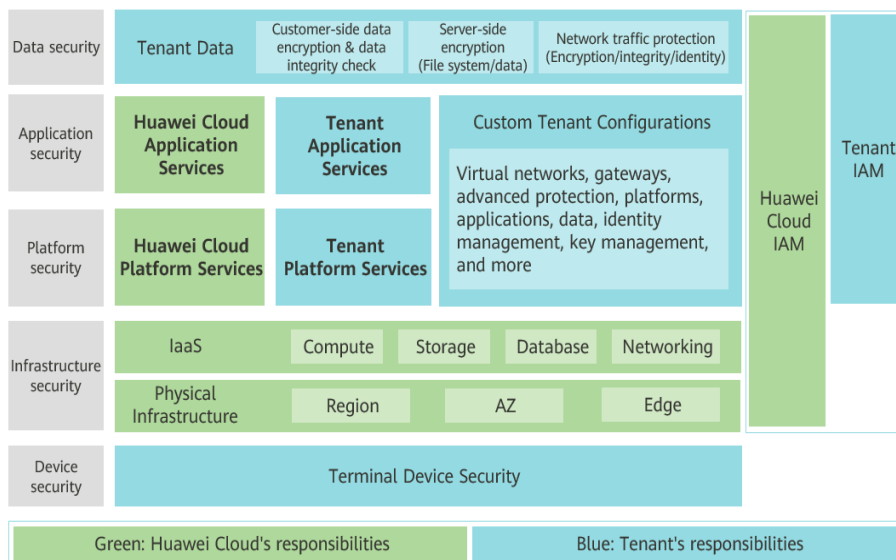
Huawei guarantees that its commitment to cyber security will never be outweighed by the consideration of commercial interests. To cope with emerging cloud security challenges and pervasive cloud security threats and attacks, Huawei Cloud builds a comprehensive cloud service security assurance system for different regions and industries based on Huawei's unique software and hardware advantages, laws, regulations, industry standards, and security ecosystem.

Figure 8-1 illustrates the responsibilities shared by Huawei Cloud and users.

- **Huawei Cloud:** Ensure the security of cloud services and provide secure clouds. Huawei Cloud's security responsibilities include ensuring the security of our IaaS, PaaS, and SaaS services, as well as the physical environments of the Huawei Cloud data centers where our IaaS, PaaS, and SaaS services operate. Huawei Cloud is responsible for not only the security functions and performance of our infrastructure, cloud services, and technologies, but also for the overall cloud O&M security and, in the broader sense, the security and compliance of our infrastructure and services.
- **Tenant:** Use the cloud securely. Tenants of Huawei Cloud are responsible for the secure and effective management of the tenant-customized configurations of cloud services including IaaS, PaaS, and SaaS. This includes but is not limited to virtual networks, the OS of virtual machine hosts and guests, virtual firewalls, API Gateway, advanced security services, all types of cloud services, tenant data, identity accounts, and key management.

Huawei Cloud Security White Paper elaborates on the ideas and measures for building Huawei Cloud security, including cloud security strategies, the shared responsibility model, compliance and privacy, security organizations and personnel, infrastructure security, tenant service and security, engineering security, O&M security, and ecosystem security.

Figure 8-1 Huawei Cloud shared security responsibility model



8.2 Data Protection

User encryption allows you to use the encryption feature provided on the cloud platform to encrypt ECS resources, improving data security. User encryption includes image encryption and EVS disk encryption.

Image Encryption

Image encryption supports encrypting private images. When creating an ECS, if you select an encrypted image, the system disk of the created ECS is automatically encrypted, improving data security.

Use either of the following methods to create an encrypted image:

- Use an external image file.
- Use an existing encrypted ECS.

For more information about image encryption, see [Encrypting Images](#).

EVS Disk Encryption

EVS disk encryption supports system disk encryption and data disk encryption.

- When creating an ECS, if you select an encrypted image, the system disk of the created ECS automatically has encryption enabled, and the encryption mode complies with the image encryption mode.
- When creating an ECS, you can encrypt added data disks.

For more information about EVS disk encryption, see [EVS Encryption](#).

Impact on AS

If you use an encrypted ECS to create an Auto Scaling (AS) configuration, the encryption mode of the created AS configuration complies with the ECS encryption mode.

About Keys

The key required for encryption relies on Data Encryption Workshop (DEW). DEW uses a data encryption key (DEK) to encrypt data and uses a customer master key (CMK) to encrypt the DEK.

Figure 8-2 Data encryption process

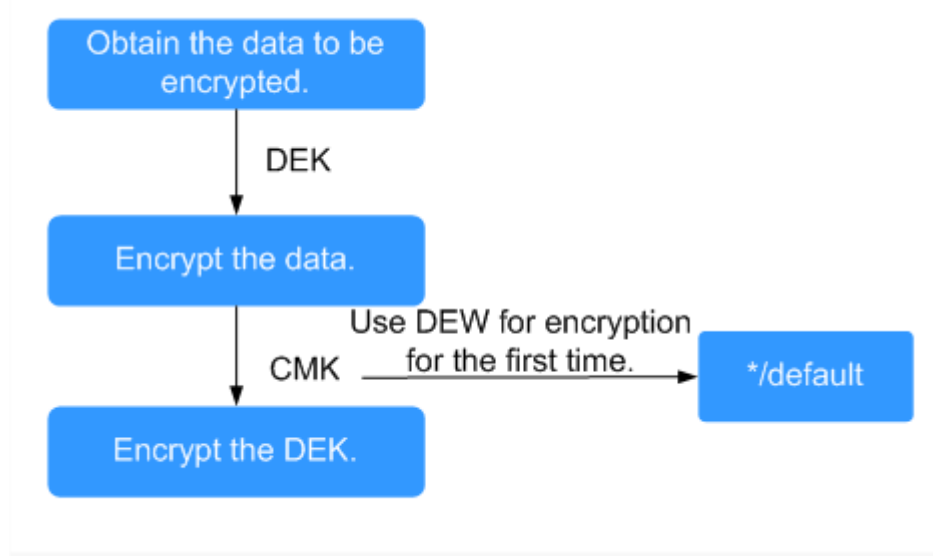


Table 8-1 describes the keys involved in the data encryption process.

Table 8-1 Keys

Name	Description	Function
DEK	An encryption key that is used for encrypting data.	Encrypts specific data.
Custom key	An encryption key created using DEW for encrypting DEKs. A custom key can encrypt multiple DEKs.	Supports CMK disabling and scheduled deletion.
Default key	A master key automatically generated by the system when you use DEW for encryption for the first time. The name extension of a default CMK is /default , for example, evs/default .	<ul style="list-style-type: none"> Supports query of the default key on the DEW console. Does not support CMK disabling or scheduled deletion.

 NOTE

After disabling a CMK or scheduling the deletion of a CMK takes effect, the EVS disk encrypted using this CMK can still be used until the disk is detached from and then attached to an ECS again. During this process, the disk fails to be attached to the ECS because the CMK cannot be obtained, so the EVS disk becomes unavailable.

For details about DEW, see [Data Encryption Workshop User Guide](#).

8.3 Auditing and Logging

Cloud Trace Service (CTS) is a log audit service for Huawei Cloud security. It allows you to collect, store, and query cloud resource operation records. You can use these records to perform security analysis, audit compliance, track resource changes, and locate faults.

- For details about how to enable and configure CTS, see [Enabling CTS](#).
- For details about DeH operations recorded by CTS, see [Key Operations Recorded by CTS](#).
- If you want to view traces, refer to [Viewing Traces](#).

8.4 Certificates

Compliance Certificates

Huawei Cloud services and platforms have obtained various security and compliance certifications from authoritative organizations, such as International Organization for Standardization (ISO). You can [download](#) them from the console.

Figure 8-3 Downloading compliance certificates

Download Compliance Certificates

Please enter a keyword to search

BS 10012:2017

BS 10012 provides a best practice framework for a personal information management system that is aligned to the principles of the EU GDPR. It outlines the core requirements organizations need to consider when collecting, storing, processing, retaining or disposing of personal records related to individuals.

Download

ENS

Mandatory law for companies in the public sector and their technology suppliers

Download

Singapore Multi Tier Cloud Security (MTCS) Level 3

The MTCS standard was developed under the Singapore Information Technology Standards Committee (ITSC). This standard requires cloud service providers to adopt well-rounded risk management and security practices in cloud computing. The HUAWEI CLOUD Singapore region has obtained the level 3 (highest) certification of MTCS.

Download

Trusted Partner Network (TPN)

The Trusted Partner Network (TPN) is a global, industry-wide media and entertainment content security initiative and community network, wholly owned by the Motion Picture Association. TPN is committed to raising content security awareness and standards and building a more secure future for content partners. TPN can help identify vulnerabilities, increase security capabilities, and efficiently communicate security status to customers.

Download

ISO 27001:2022

ISO 27001 is a widely accepted international standard that specifies requirements for management of information security systems. Centered on risk management, this standard ensures continuous operation of such systems by regularly assessing risks and applying appropriate controls.

Download

ISO 27017:2015

ISO 27017 is an international certification for cloud computing information security. It indicates that HUAWEI CLOUD's information security management has become an international best practice.

Download

Resource Center

Huawei Cloud also provides the following resources to help users meet compliance requirements. For details, see [Resource Center](#).

Figure 8-4 Resource center

Resource Center

White Papers

- Privacy Compliance White Papers
- Industry Regulation Compliance White Papers
- Guidelines and Best Practices

Compliance with Argentina PDPL

Base on the compliance requirements of Argentina PDPL and Resolution 47/2018, the whitepaper shares Huawei Cloud's privacy protection experience and practices and the measures that help customer meet the compliance requirements of Argentina PDPL and Resolution

Compliance with Brazil LGPD

Huawei Cloud shares the experience and practice in privacy protection in compliance with Brazil's LGPD and describes how to help customers meet Brazil's LGPD compliance requirements.

Compliance with Chile PDPL

Huawei Cloud shares the experience and practices regarding privacy protection when complying with PDPL from the Republic of Chile, as well as describe how to help customers meet PDPL compliance requirements in the Republic of Chile.

Compliance with PDPO of the HK

Huawei Cloud shares the experience and practices regarding privacy protection when complying with PDPO from Hong Kong SAR, China, as well as describe how to help customers meet PDPO compliance requirements in Hong Kong SAR, China.

9 Permissions

Background

If you need to assign different permissions to employees in your enterprise to access your DeH resources, IAM is a good choice for fine-grained permissions management. IAM provides identity authentication, permissions management, and access control, helping you securely manage access to your cloud resources.

With IAM, you can use your account to create IAM users for your employees, and grant permissions to the users to control their access to specific resource types. For example, some software developers in your enterprise need to use DeH but should not be allowed to delete other DeH resources or perform any other high-risk operations. In this scenario, you can create IAM users for the software developers and grant them only the permissions required for using DeH resources.

If your account does not require individual IAM users for permissions management, you can skip this section.

IAM can be used free of charge. You pay only for the resources in your account. For more information about IAM, see [IAM Service Overview](#).

DeH Permissions

New IAM users do not have any permissions assigned by default. You need to first add them to one or more groups and attach policies or roles to these groups. The users then inherit permissions from the groups and can perform specified operations on cloud services based on the permissions they have been assigned.

DeH is a project-level service deployed in specific physical regions. When you grant DeH permissions to a user group, set **Scope** to **Region-specific projects** and then select projects for the permissions to take effect. If you select **All projects**, the permissions will take effect for the user group in all region-specific projects. When accessing DeH, the users need to switch to a region where they have been authorized to use this service.

You can grant users permissions by using roles and policies.

- **Roles:** A type of coarse-grained authorization mechanism that defines permissions related to users responsibilities. Only a limited number of service-level roles for authorization are available. If one role has a dependency role

required for accessing DeH, assign both roles to the users. Roles are not ideal for fine-grained authorization and secure access control.

- Policies: A fine-grained authorization mechanism that defines permissions required to perform operations on specific cloud resources under certain conditions. This mechanism allows for more flexible policy-based authorization, meeting requirements for secure access control. For example, the account administrator can allow IAM users to perform specified management operations on a type of DeH resources.

Table 9-1 describes all system permissions of DeH.

Table 9-1 DeH system permissions

Role/Policy Name	Description	Category
DeH FullAccess	DeH administrator, who has all permissions of DeH	System-defined policy
DeH CommonOperations	Basic operation permissions on DeHs	System-defined policy
DeH ReadOnlyAccess	Read-only permission on DeHs. Users with this permission can only query DeHs.	System-defined policy

Table 9-2 lists the common operations supported by each system-defined permission of DeH. Select the permissions as needed.

Table 9-2 Common operations supported by each system-defined policy or role

Operation	DeH FullAccess	DeH CommonOperations	DeH ReadOnlyAccess
Buying DeHs	√	x	x
Releasing DeHs	√	x	x
Querying DeHs	√	√	√
Querying Details of a DeH	√	√	√
Modifying DeH Attributes	√	√	x
Querying Available DeH Types	√	√	√

Operation	DeH FullAccess	DeH CommonOperations	DeH ReadOnlyAccess
Querying DeH Resource Types	√	√	√
Querying DeH Resource Type Details	√	√	√
Querying Available DeH Types	√	√	√
Querying DeH Resource Types	√	√	√
Querying the AZ to Which a DeH Resource Type Is Bound	√	√	√
Querying the Flavor to Which a DeH Resource Type Is Bound	√	√	√
Querying the Tenant Quota	√	√	√
Creating a DeH Tag	√	√	x
Deleting a DeH Tag	√	√	x
Querying Tags of a DeH	√	√	√
Querying DeH Tags Created by a Tenant	√	√	√
Querying DeHs by Tag	√	√	√
Querying ECSs on a DeH	√	√	√

10 Constraints

- ECSs automatically created by Auto Scaling (AS) will not be dispatched to DeHs, while ECSs created on DeHs can be manually added to AS groups.
- Only common pay-per-use ECSs can be migrated to DeHs.
- Special ECSs, such as those with local disks or GPUs, cannot be migrated between DeHs or between the public resource pool and DeHs.
- Only public images running OSs except Windows OS can be used to create ECSs on DeHs. If you want to use Windows-based images, create private images and activate the images with their own licenses.

11 Differences Between ECSs in Resource Pools and ECSs on DeHs

ECSs in resource pools and ECSs on DeHs have almost the same functions except those listed in [Table 11-1](#).

Table 11-1 Differences between ECSs in resource pools and ECSs on DeHs

Item	ECSs in Resources Pools	ECSs on DeHs
Billing items	The total price is determined by the ECS type, specifications (including vCPUs and memory), usage duration, and the number of purchased ECSs.	No additional fees are needed for ECSs on your DeHs. The compute resources used by ECSs on DeHs are free.
Billing mode	Yearly/Monthly or pay-per-use	Free NOTE Only pay-per-use ECSs can be created on DeHs. And no additional fees are needed for the pay-per-use ECSs on DeHs.
ECS flavors	For details, see ECS Types .	The ECSs running on DeHs vary.
Auto recovery	Supported NOTE The ECS supports automatic failover. If the physical server accommodating the ECS becomes faulty, the ECS can be automatically migrated to a properly running physical server, ensuring service continuity.	Supported NOTE If a DeH becomes faulty, the system will select an unprovisioned server as the backup DeH and automatically migrate the ECSs from the faulty DeH to the new DeH, ensuring high service availability.