

# Ubiquitous Cloud Native Service

## API Reference

**Issue** 01  
**Date** 2025-03-04



**Copyright © Huawei Cloud Computing Technologies Co., Ltd. 2025. All rights reserved.**

No part of this document may be reproduced or transmitted in any form or by any means without prior written consent of Huawei Cloud Computing Technologies Co., Ltd.

## **Trademarks and Permissions**



HUAWEI and other Huawei trademarks are the property of Huawei Technologies Co., Ltd.

All other trademarks and trade names mentioned in this document are the property of their respective holders.

## **Notice**

The purchased products, services and features are stipulated by the contract made between Huawei Cloud and the customer. All or part of the products, services and features described in this document may not be within the purchase scope or the usage scope. Unless otherwise specified in the contract, all statements, information, and recommendations in this document are provided "AS IS" without warranties, guarantees or representations of any kind, either express or implied.

The information in this document is subject to change without notice. Every effort has been made in the preparation of this document to ensure accuracy of the contents, but all statements, information, and recommendations in this document do not constitute a warranty of any kind, express or implied.

## **Huawei Cloud Computing Technologies Co., Ltd.**

Address: Huawei Cloud Data Center Jiaoxinggong Road  
Qianzhong Avenue  
Gui'an New District  
Gui Zhou 550029  
People's Republic of China

Website: <https://www.huaweicloud.com/intl/en-us/>

---

# Contents

---

<b>1 Before You Start.....</b>	<b>1</b>
1.1 Overview.....	1
1.2 API Calling.....	1
1.3 Endpoints.....	1
1.4 Constraints.....	2
1.5 Concepts.....	2
<b>2 Calling APIs.....</b>	<b>4</b>
2.1 Making an API Request.....	4
2.2 Authentication.....	8
2.3 Response.....	10
<b>3 API.....</b>	<b>12</b>
3.1 UCS Cluster.....	12
3.1.1 Querying the Cluster List.....	12
3.1.2 Querying a Cluster.....	20
3.1.3 Registering a Cluster.....	27
3.1.4 Updating a Cluster.....	32
3.1.5 Deregistering a Cluster.....	35
3.1.6 Querying Cluster Access Information.....	36
3.1.7 Activating a Cluster.....	38
3.1.8 Associating a Cluster with Permission Policies.....	39
3.1.9 Querying the CCE Cluster List.....	41
3.1.10 Querying the Cluster Version List.....	48
3.2 Fleet.....	49
3.2.1 Adding a Cluster to a Fleet.....	49
3.2.2 Removing a Cluster from a Fleet.....	50
3.2.3 Creating a Fleet.....	51
3.2.4 Deleting a Fleet.....	53
3.2.5 Obtaining a Fleet.....	55
3.2.6 Adding Clusters to a Fleet.....	58
3.2.7 Updating Fleet Description.....	60
3.2.8 Updating Permission Policies Associated with a Fleet.....	61
3.2.9 Updating the Zone Associated with the Federation of a Fleet.....	63

3.2.10 Obtaining the Fleet List.....	64
3.2.11 Enabling Cluster Federation.....	69
3.2.12 Disabling Cluster Federation.....	70
3.2.13 Querying Federation Enabling Progress.....	71
3.2.14 Creating a Federation Connection and Downloading kubeconfig.....	75
3.2.15 Creating a Federation Connection.....	77
3.2.16 Downloading Federation kubeconfig.....	78
3.3 Permission Management.....	80
3.3.1 Creating a Permission Policy.....	80
3.3.2 Querying the Permission Policy List.....	82
3.3.3 Deleting a Permission Policy.....	86
3.3.4 Updating a Permission Policy.....	87
<b>4 Using the Karmada API.....</b>	<b>90</b>
<b>5 Appendix.....</b>	<b>94</b>
5.1 Status Codes.....	94
5.2 Error Codes.....	95
5.3 Obtaining a Project ID.....	105
5.4 Obtaining an Account ID.....	106
5.5 City Codes.....	106
5.6 Cluster Categories and Types.....	117

# 1 Before You Start

---

## 1.1 Overview

Huawei Cloud Ubiquitous Cloud Native Service (UCS) is the first distributed cloud native product in the industry. It provides consistent experience in cloud native application deployment, management, and ecosystem. Cloud native applications can run across regions and clouds with intelligent traffic distribution.

This document describes how to use application programming interfaces (APIs) to perform operations on UCS, such as creating or deleting fleets, registering or deleting clusters, and creating, updating, or deleting permission policies.

If you plan to access UCS through an API, ensure that you are familiar with UCS concepts. For details, see [What Is Huawei Cloud UCS?](#)

## 1.2 API Calling

Huawei Cloud UCS supports Representational State Transfer (REST) APIs, and allows you to make API calls over HTTPS.

For details, see [Calling APIs](#).

## 1.3 Endpoints

An endpoint is the **request address** for calling an API. Endpoints vary depending on services and regions. For the endpoints of all services, see [Regions and Endpoints](#).

The following table lists UCS endpoints. Select a desired one based on the service requirements.

**Table 1-1** UCS endpoints

Site	Endpoint
Huawei Cloud Chinese Mainland	ucs.myhuaweicloud.com
Huawei Cloud International	ucs-intl.myhuaweicloud.com

## 1.4 Constraints

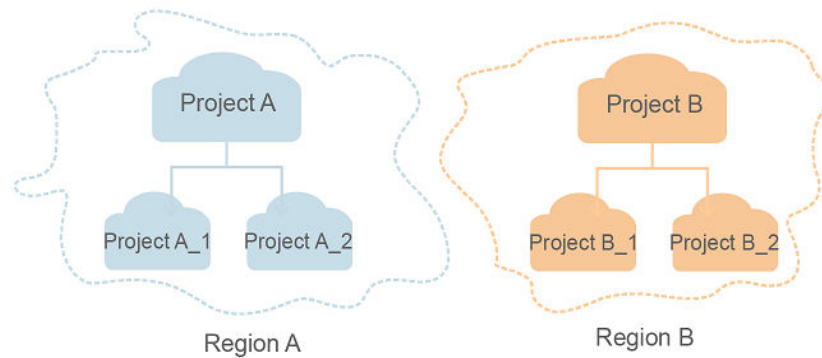
- Huawei Cloud UCS imposes quotas on the number and capacity of resources that a user can access. By default, you can create a maximum of 50 fleets, 50 clusters, and 50 permission policies. To create more resources, see [Are There Quota Restrictions in UCS?](#)
- For more constraints, see the description of each API.

## 1.5 Concepts

- Account  
An account is created upon successful signing up. The account has full access permissions for all of its cloud services and resources. It can be used to reset user passwords and grant user permissions. The account is a payment entity, which should not be used directly to perform routine management. For security purposes, create Identity and Access Management (IAM) users and grant them permissions for routine management.
- User  
An IAM user is created by an account in IAM to use cloud services. Each IAM user has its own identity credentials (password and access keys).  
API authentication requires information such as the account name, username, and password.
- Region  
Regions are divided based on geographical location and network latency. Public services, such as Elastic Cloud Server (ECS), Elastic Volume Service (EVS), Object Storage Service (OBS), Virtual Private Cloud (VPC), Elastic IP (EIP), and Image Management Service (IMS), are shared within the same region. Regions are classified into universal regions and dedicated regions. A universal region provides universal cloud services for common tenants. A dedicated region provides specific services for specific tenants.  
For details, see [Region and AZ](#).
- AZ  
An AZ comprises of one or more physical data centers equipped with independent ventilation, fire, water, and electricity facilities. Computing, network, storage, and other resources in an AZ are logically divided into multiple clusters. AZs within a region are interconnected using high-speed optical fibers to allow you to build cross-AZ high-availability systems.

- **Project**  
A project corresponds to a region. Default projects are defined to group and physically isolate resources (including computing, storage, and network resources) across regions. Users can be granted permissions in a default project to access all resources under their accounts in the region associated with the project. If you need more refined access control, create subprojects under a default project and create resources in subprojects. Then you can assign users the permissions required to access only the resources in the specific subprojects.

**Figure 1-1** Project isolation model



- **Enterprise Project**  
Enterprise projects group and manage resources across regions. Resources in different enterprise projects are logically isolated. An enterprise project can contain resources of multiple regions, and resources can be added to or removed from enterprise projects.  
For details about enterprise projects and about how to obtain enterprise project IDs, see [Enterprise Management User Guide](#).

# 2 Calling APIs

## 2.1 Making an API Request

This section describes the structure of a REST API request, and uses the IAM API for **obtaining a user token** as an example to demonstrate how to call an API. The obtained token can then be used to authenticate the calling of other APIs.

### Request URI

A request URI is in the following format:

**{URI-scheme}://{Endpoint}/{resource-path}?{query-string}**

Although a request URI is included in the request header, most programming languages or frameworks require the request URI to be transmitted separately.

**Table 2-1** URI parameter description

Parameter	Description
URI-scheme	Protocol used to transmit requests. All APIs use <b>HTTPS</b> .
Endpoint	Domain name or IP address of the server bearing the REST service. The endpoint varies between services in different regions. It can be obtained from <b>Regions and Endpoints</b> . For example, the endpoint of IAM in region <b>CN-Hong Kong</b> is <b>iam.ap-southeast-1.myhuaweicloud.com</b> .
resource-path	Access path of an API for performing a specified operation. Obtain the path from the URI of an API. For example, the <b>resource-path</b> of the API used to obtain a user token is <b>/v3/auth/tokens</b> .

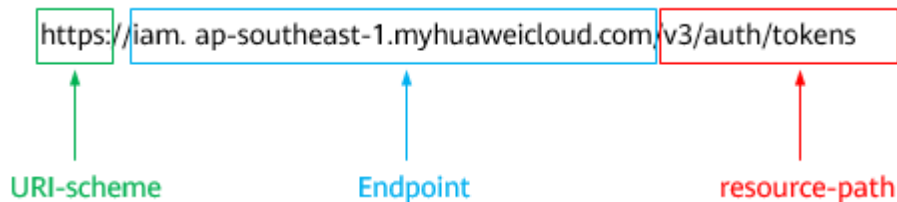


Parameter	Description
query-string	Query parameter, which is optional. Ensure that a question mark (?) is included before each query parameter that is in the format of <i>Parameter name=Parameter value</i> . For example, <b>?limit=10</b> indicates that a maximum of 10 data records will be displayed.

For example, to obtain an IAM token in the **CN-Hong Kong** region, obtain the endpoint of IAM (iam.ap-southeast-1.myhuaweicloud.com) for this region and the resource-path (/v3/auth/tokens) in the URI of the API used to **obtain a user token**. Then, construct the URI as follows:

```
https://iam.ap-southeast-1.myhuaweicloud.com/v3/auth/tokens
```

**Figure 2-1** Example URI



**NOTE**

To simplify the URI display in this document, each API is provided only with a **resource-path** and a request method. The **URI-scheme** of all APIs is **HTTPS**, and the endpoints of all APIs in the same region are identical.

## Request Methods

The HTTP protocol defines the following request methods that can be used to send a request to the server.

**Table 2-2** HTTP methods

Method	Description
GET	Requests the server to return specified resources.
PUT	Requests the server to update specified resources.
POST	Requests the server to add resources or perform special operations.
DELETE	Requests the server to delete specified resources, for example, an object.
HEAD	Same as GET except that the server must return only the response header.

Method	Description
PATCH	Requests the server to update partial content of a specified resource. If the resource does not exist, a new resource will be created.

For example, in the case of the API used to **obtain a user token**, the request method is **POST**. The request is as follows:

```
POST https://iam.ap-southeast-1.myhuaweicloud.com/v3/auth/tokens
```

## Request Header

You can also add additional header fields to a request, such as the fields required by a specified URI or HTTP method. For example, to request for the authentication information, add **Content-Type**, which specifies the request body type.

**Table 2-3** lists common request header fields.

**Table 2-3** Common request header fields

Parameter	Description	Mandatory	Example Value
Host	Specifies the server domain name and port number of the resources being requested. The value can be obtained from the URL of the service API. The value is in the format of <i>Hostname:Port number</i> . If the port number is not specified, the default port is used. The default port number for <b>https</b> is <b>443</b> .	No This field is mandatory for AK/SK authentication.	code.test.com or code.test.com:443
Content-Type	Message body type or format. The default value <b>application/json</b> is recommended. Other values of this field will be provided for specific APIs if any.	Yes	application/json
Content-Length	Specifies the length of the request body. The unit is byte.	No	3495

Parameter	Description	Mandatory	Example Value
X-Project-Id	Specifies the project ID. Obtain the project ID by following the instructions in <a href="#">Obtaining a Project ID</a> .	No This field is mandatory for requests that use AK/SK authentication in the Dedicated Cloud (DeC) scenario or multi-project scenario.	e9993fc787d94b6c886cbaa340f9c0f4
X-Auth-Token	Specifies the user token. It is a response to the API for <a href="#">obtaining a user token</a> (This is the only API that does not require authentication). After the request is processed, the value of <b>X-Subject-Token</b> in the response header is the token value.	No This field is mandatory for token authentication.	The following is part of an example token: MIIPAgYJKoZlhvcNAQcCo...ggg1BBIINPXsidG9rZ

 **NOTE**

In addition to supporting authentication using tokens, APIs support authentication using AK/SK, which uses SDKs to sign a request. During the signature, the **Authorization** (signature authentication) and **X-Sdk-Date** (time when a request was sent) headers are automatically added in the request.

For more details, see "Authentication Using AK/SK" in [Authentication](#).

The API used to [obtain a user token](#) does not require authentication. Therefore, only the **Content-Type** field needs to be added to requests for calling the API. An example of such requests is as follows:

```
POST https://iam.ap-southeast-1.myhuaweicloud.com/v3/auth/tokens
Content-Type: application/json
```

## (Optional) Request Body

This part is optional. The body of a request is often sent in a structured format (for example, JSON or XML) as specified in the **Content-Type** header field. The request body transfers content except the request header.

The request body varies between APIs. Some APIs do not require the request body, such as the APIs requested using the GET and DELETE methods.

In the case of the API used to [obtain a user token](#), the request parameters and parameter description can be obtained from the API request. The following provides an example request with a body included. Replace *username*,

*domainname*, *\*\*\*\*\** (login password), and *xxxxxxxxxxxxxxxxxxxx* (project name) with the actual values. Obtain a project name from [Regions and Endpoints](#).

 **NOTE**

The **scope** parameter specifies where a token takes effect. You can set **scope** to an account or a project under an account. In the following example, the token takes effect only for the resources in a specified project. For more information about this API, see [Obtaining a User Token](#).

POST https://iam.ap-southeast-1.myhuaweicloud.com/v3/auth/tokens  
Content-Type: application/json

```
{
  "auth": {
    "identity": {
      "methods": [
        "password"
      ],
      "password": {
        "user": {
          "name": "username",
          "password": "*****",
          "domain": {
            "name": "domainname"
          }
        }
      }
    },
    "scope": {
      "project": {
        "name": "xxxxxxxxxxxxxxxxxxxx"
      }
    }
  }
}
```

If all data required for the API request is available, you can send the request to call the API through [curl](#), [Postman](#), or coding. In the response to the API used to obtain a user token, **x-subject-token** is the desired user token. This token can then be used to authenticate the calling of other APIs.

## 2.2 Authentication

You can use either of the following authentication methods when calling APIs:

- Token authentication: Requests are authenticated using tokens.
- AK/SK authentication: Requests are encrypted using AK/SK pairs. This method is more secure.

### Token Authentication

 **NOTE**

The validity period of a token is 24 hours. If a token is used for authentication, cache it to prevent frequent API calls.

A token specifies certain permissions in a computer system. During token authentication, the token is added to requests to get permissions for calling the API.

You can obtain a token by calling the [Obtaining a User Token](#) API. When you call the API, set **auth.scope** in the request body to **domain**.

```
{
  "auth": {
    "identity": {
      "methods": [
        "password"
      ],
      "password": {
        "user": {
          "name": "username",
          "password": "*****",
          "domain": {
            "name": "domainname"
          }
        }
      }
    },
    "scope": {
      "domain": {
        "name": "xxxxxxx"
      }
    }
  }
}
```

After obtaining the token, add the **X-Auth-Token** header in a request to specify the token when calling other APIs. For example, if the token is **ABCDEFJ....**, **X-Auth-Token: ABCDEFJ....** can be added to the request header as follows:

```
POST https://iam.ap-southeast-1.myhuaweicloud.com/v3/auth/projects
Content-Type: application/json
X-Auth-Token: ABCDEFJ....
```

## AK/SK Authentication

### NOTE

AK/SK authentication supports API requests with a body not larger than 12 MB. For API requests with a larger body, token authentication is recommended.

In AK/SK authentication, AK/SK is used to sign requests and the signature is then added to the requests for authentication.

- AK: access key ID, which is a unique identifier used in conjunction with a secret access key to sign requests cryptographically.
- SK: secret access key, which is used in conjunction with an AK to sign requests cryptographically. It identifies a request sender and prevents the request from being modified.

In AK/SK authentication, you can use an AK/SK to sign requests based on the signature algorithm or using the signing SDK. For details about how to sign requests and use the signing SDK, see [API Request Signing Guide](#).

### NOTE

The signing SDK is only used for signing requests and is different from the SDKs provided by services.

## 2.3 Response

### Status Code

After sending a request, you will receive a response, including a status code, response header, and response body.

A status code is a group of digits, ranging from 1xx to 5xx. It indicates the status of a request. For more information, see [Status Codes](#).

For example, if status code **201** is returned for calling the API used to [create an IAM user](#), the request is successful.

### Response Header

Similar to a request, a response also has a header, for example, **Content-Type**.

**Figure 2-2** shows the response header fields for the API used to [create an IAM user](#). The **X-Subject-Token** header field is the desired user token. This token can then be used to authenticate the calling of other APIs.

#### NOTE

For security purposes, you are advised to set the token in ciphertext in configuration files or environment variables and decrypt it when using it.

**Figure 2-2** Header fields of the response to the request for creating an IAM user

```
"X-Frame-Options": "SAMEORIGIN",
"X-IAM-ETag-id": "2562365939-d8f6f12921974cb097338ac11fceac8a",
"Transfer-Encoding": "chunked",
"Strict-Transport-Security": "max-age=31536000; includeSubdomains;",
"Server": "api-gateway",
"X-Request-Id": "af2953f2bcc67a42325a69a19e6c32a2",
"X-Content-Type-Options": "nosniff",
"Connection": "keep-alive",
"X-Download-Options": "noopen",
"X-XSS-Protection": "1; mode=block;",
"X-IAM-Trace-Id": "token_██████████_null_af2953f2bcc67a42325a69a19e6c32a2",
"Date": "Tue, 21 May 2024 09:03:40 GMT",
"Content-Type": "application/json; charset=utf8"
```

### (Optional) Response Body

The body of a response is often returned in a structured format (for example, JSON or XML) as specified in the **Content-Type** header field. The response body transfers content except the response header.

The following is part of the response body for the API used to [create an IAM user](#).

```
{
  "user": {
    "id": "c131886aec...",
    "name": "IAMUser",
    "description": "IAM User Description",
    "areacode": ""
  }
}
```

```
"phone": "",
"email": "****@***.com",
"status": null,
"enabled": true,
"pwd_status": false,
"access_mode": "default",
"is_domain_owner": false,
"xuser_id": "",
"xuser_type": "",
"password_expires_at": null,
"create_time": "2024-05-21T09:03:41.000000",
"domain_id": "d78cbac1.....",
"xdomain_id": "30086000.....",
"xdomain_type": "",
"default_project_id": null
}
}
```

If an error occurs during API calling, an error code and a message will be displayed. The following shows an error response body.

```
{
  "error_msg": "The request message format is invalid.",
  "error_code": "IMG.0001"
}
```

In the response body, **error\_code** is an error code, and **error\_msg** provides information about the error.

# 3 API

## 3.1 UCS Cluster

### 3.1.1 Querying the Cluster List

#### Function

This API is used to query the cluster list.

#### URI

GET /v1/clusters

**Table 3-1** Query parameters

Parameter	Mandatory	Type	Description
category	No	String	Cluster category
enablestatus	No	Boolean	Whether to obtain the resource information of a cluster. If this parameter is left blank or set to <b>true</b> , the cluster resource summary is returned. If this parameter is set to <b>false</b> , the cluster status information is not returned. The default value is <b>true</b> .
clustergroupid	No	String	Fleet ID. If this parameter is not specified, all clusters are returned. If this parameter is specified, clusters that belong to the fleet are returned.



Parameter	Mandatory	Type	Description
limit	No	Integer	The number of records allowed on each page when the list is queried by page. The default value is <b>-1</b> .
offset	No	Integer	Start offset when the list is queried by page. The default value is <b>0</b> .
order_by	No	String	Sorting parameter when the list is queried by page. The value can be <b>create_at</b> or <b>update_at</b> .
order	No	String	Sorting order when the list is queried by page. The value can be <b>desc</b> or <b>asc</b> .
managetype	No	String	Cluster type for listing the clusters. The value can be <b>all</b> , <b>grouped</b> , or <b>discrete</b> . If this parameter is not specified, the default value is <b>all</b> . <ul style="list-style-type: none"> <li>● <b>grouped</b>: clusters added to a fleet</li> <li>● <b>discrete</b>: clusters not in any fleet</li> <li>● <b>all</b>: all clusters</li> </ul>
clusterids	No	String	Cluster ID. If there are multiple IDs, separate them using commas (,).

## Request Parameters

Table 3-2 Request header parameters

Parameter	Mandatory	Type	Description
X-Auth-Token	Yes	String	Identity authentication information Minimum: <b>1</b> Maximum: <b>16384</b>

## Response Parameters

Status code: **200**

**Table 3-3** Response body parameters

Parameter	Type	Description
items	Array of <b>Cluster</b> objects	List of cluster members
total	Integer	Total number of clusters

**Table 3-4** Cluster

Parameter	Type	Description
kind	String	API type. The value is fixed at <b>Cluster</b> and cannot be changed.
apiVersion	String	API version. The value is fixed at <b>v1</b> and cannot be changed.
metadata	<b>ObjectMeta</b> object	Basic information about the cluster. Metadata is a collection of attributes.
spec	<b>ClusterSpec</b> object	Detailed description of the cluster. UCS creates or updates the cluster by <b>spec</b> .
status	<b>ClusterStatus</b> object	Cluster status

**Table 3-5** ObjectMeta

Parameter	Type	Description
uid	String	Cluster ID
name	String	Cluster name
labels	Map<String,String>	Label
creationTimestamp	String	Creation time. It is a UTC time in the RFC 3339 format.
updateTimestamp	String	Update timestamp

**Table 3-6** ClusterSpec

Parameter	Type	Description
syncMode	String	Synchronization mode between the cluster and the Karmada control plane
clusterGroupID	String	Fleet ID
manageType	String	Cluster type <ul style="list-style-type: none"> <li>● <b>grouped</b>: clusters added to a fleet</li> <li>● <b>discrete</b>: clusters not in any fleet</li> </ul>
ruleNamespaces	Array of <b>RuleNamespace</b> objects	List of namespaces associated with permission policies in a cluster
apiEndpoint	String	API server address
secretRef	<b>LocalSecretReference</b> object	Secret for accessing a cluster
insecureSkipTLSVerification	Boolean	Whether to skip HTTPS verification
proxyURL	String	Proxy URL
provider	String	Provider
type	String	Type
category	String	Category
enableDistMgmt	Boolean	Whether CCE Turbo clusters can manage edge infrastructure
region	String	Region
country	String	Country
city	String	City
projectID	String	Project ID
projectName	String	Project name
zone	String	Zone
taints	Array of <b>Taint</b> objects	Taints
IsDownloadedCert	Boolean	Whether the certificate has been downloaded
policyId	String	Policy ID

**Table 3-7** RuleNamespace

Parameter	Type	Description
rules	Array of <a href="#">RuleInfo</a> objects	Permission policy list
namespaces	Array of strings	Namespace list

**Table 3-8** RuleInfo

Parameter	Type	Description
ruleID	String	Permission policy ID
ruleName	String	Permission policy name

**Table 3-9** LocalSecretReference

Parameter	Type	Description
namespace	String	Resource namespace
name	String	Resource name

**Table 3-10** Taint

Parameter	Type	Description
key	String	Key
value	String	Value
effect	String	Effect information
timeadded	String	Timestamp information

**Table 3-11** ClusterStatus

Parameter	Type	Description
kubernetesVersion	String	Kubernetes version
conditions	Array of <a href="#">ConditionStatus</a> objects	Cluster conditions

Parameter	Type	Description
nodeSummary	<b>NodeSummary</b> object	Node statistics
resourceSummary	<b>ResourceSummary</b> object	Resource statistics
endpoints	<b>Endpoint</b> object	Endpoint
phase	String	Phase information
reason	String	Reason of the last change
message	String	Details about the last state transition
arrearFreeze	String	Frozen due to arrears
policeFreeze	String	Frozen for legal reasons
apiEnablements	Array of <b>APIEnablement</b> objects	List of enabled resources

**Table 3-12** ConditionStatus

Parameter	Type	Description
type	String	Status type
status	String	Status
observedgeneration	Integer	Version of a status object
lasttransitiontime	String	Time of the last transition
reason	String	Cause of status
message	String	Status information

**Table 3-13** NodeSummary

Parameter	Type	Description
totalNum	String	Number of all nodes in a cluster
readyNum	String	Number of ready nodes in a cluster

**Table 3-14** ResourceSummary

Parameter	Type	Description
allocatable	map<string, object>	Allocable resources
allocating	map<string, object>	Resources in allocation
allocated	map<string, object>	Allocated resources
capacity	map<string, object>	Total resources

**Table 3-15** Endpoint

Parameter	Type	Description
url	String	URL
type	String	Port type
status	String	Port status

**Table 3-16** APIEnablement

Parameter	Type	Description
groupVersion	String	Resource group version
resources	Array of <a href="#">APIResource</a> objects	Resource type and name

**Table 3-17** APIResource

Parameter	Type	Description
name	String	Resource name
kind	String	Resource category

## Example Requests

None

## Example Responses

### Status code: 200

All clusters are queried.

```
{
  "items": [ {
    "kind": "Cluster",
    "apiVersion": "v1",
    "metadata": {
      "name": "test-cluster",
      "uid": "b0d1ecb5-7947-11ee-9467-0255ac1001bf",
      "creationTimestamp": "2023-11-02T06:36:14Z",
      "labels": {
        "FeatureGates": "elbv3,SupportClientCertificateRevocation,xGPU"
      },
      "annotations": {
        "vpclid": "11c9fe72-5a90-4295-bcfe-774726fb9066"
      }
    },
    "spec": {
      "syncMode": "",
      "clusterGroupID": "bffb35b-7949-11ee-886c-0255ac100037",
      "manageType": "grouped",
      "provider": "huaweicloud",
      "type": "cce",
      "category": "self",
      "region": "cn-north-4",
      "country": "CN",
      "city": "150900",
      "projectId": "b6315dd3d0ff4be5b31a963256794989",
      "projectName": "cn-north-4",
      "isDownloadedCert": false,
      "operatorNamespace": "2cd7ebd02e4743eba4e6342c09e49344"
    },
    "status": {
      "kubernetesVersion": "v1.25",
      "conditions": [ {
        "type": "Ready",
        "status": "True",
        "lastTransitionTime": "2023-11-27T11:05:09+08:00",
        "reason": "ClusterAvailable"
      }, {
        "type": "Cluster",
        "status": "Available",
        "lastTransitionTime": "2023-11-27T11:05:09+08:00",
        "reason": "ClusterAvailable"
      }, {
        "type": "Federation",
        "status": "Federalized",
        "lastTransitionTime": "2023-11-14T14:31:58.744215+08:00"
      } ],
      "endpoints": [ {
        "url": "https://192.168.1.251:5443",
        "type": "Internal"
      } ],
      "phase": "Available",
      "arrearFreeze": "false",
      "policeFreeze": "false"
    }
  } ],
  "total": 1
}
```

## Status Codes

Status Code	Description
200	All clusters are queried.
400	Client request error. The server could not execute the request.
403	The server refused the request.
500	Internal server error.

## Error Codes

See [Error Codes](#).

### 3.1.2 Querying a Cluster

#### Function

This API is used to query a cluster. The cluster ID must comply with the Kubernetes UUID format rules, and you must have the required permission on the corresponding cluster. Otherwise, the authentication fails.

#### URI

GET /v1/clusters/{clusterid}

**Table 3-18** Path parameters

Parameter	Mandatory	Type	Description
clusterid	Yes	String	Cluster ID

#### Request Parameters

**Table 3-19** Request header parameters

Parameter	Mandatory	Type	Description
X-Auth-Token	Yes	String	Identity authentication information Minimum: 1 Maximum: <b>16384</b>



## Response Parameters

Status code: 200

**Table 3-20** Response body parameters

Parameter	Type	Description
kind	String	API type. The value is fixed at <b>Cluster</b> and cannot be changed.
apiVersion	String	API version. The value is fixed at <b>v1</b> and cannot be changed.
metadata	<b>ObjectMeta</b> object	Basic information about the cluster. Metadata is a collection of attributes.
spec	<b>ClusterSpec</b> object	Detailed description of the cluster. UCS creates or updates the cluster by <b>spec</b> .
status	<b>ClusterStatus</b> object	Cluster status

**Table 3-21** ObjectMeta

Parameter	Type	Description
uid	String	Cluster ID
name	String	Cluster name
labels	Map<String,String>	Label
creationTimestamp	String	Creation time. It is a UTC time in the RFC 3339 format.
updateTimestamp	String	Update timestamp

**Table 3-22** ClusterSpec

Parameter	Type	Description
syncMode	String	Synchronization mode between the cluster and the Karmada control plane
clusterGroupID	String	Fleet ID

Parameter	Type	Description
manageType	String	Cluster type <ul style="list-style-type: none"> <li>● <b>grouped</b>: clusters added to a fleet</li> <li>● <b>discrete</b>: clusters not in any fleet</li> </ul>
ruleNamespaces	Array of <a href="#">RuleNamespace</a> objects	List of namespaces associated with permission policies in a cluster
apiEndpoint	String	API server address
secretRef	<a href="#">LocalSecretReference</a> object	Secret for accessing a cluster
insecureSkipTLSVerification	Boolean	Whether to skip HTTPS verification
proxyURL	String	Proxy URL
provider	String	Provider
type	String	Type
category	String	Category
enableDistMgmt	Boolean	Whether CCE Turbo clusters can manage edge infrastructure
region	String	Region
country	String	Country
city	String	City
projectID	String	Project ID
projectName	String	Project name
zone	String	Zone
taints	Array of <a href="#">Taint</a> objects	Taints
IsDownloadedCert	Boolean	Whether the certificate has been downloaded
policyId	String	Policy ID

**Table 3-23** RuleNamespace

Parameter	Type	Description
rules	Array of <a href="#">RuleInfo</a> objects	Permission policy list
namespaces	Array of strings	Namespace list

**Table 3-24** RuleInfo

Parameter	Type	Description
ruleID	String	Permission policy ID
ruleName	String	Permission policy name

**Table 3-25** LocalSecretReference

Parameter	Type	Description
namespace	String	Resource namespace
name	String	Resource name

**Table 3-26** Taint

Parameter	Type	Description
key	String	Key
value	String	Value
effect	String	Effect information
timeadded	String	Timestamp information

**Table 3-27** ClusterStatus

Parameter	Type	Description
kubernetesVersion	String	Kubernetes version
conditions	Array of <a href="#">ConditionStatus</a> objects	Cluster conditions

Parameter	Type	Description
nodeSummary	<b>NodeSummary</b> object	Node statistics
resourceSummary	<b>ResourceSummary</b> object	Resource statistics
endpoints	<b>Endpoint</b> object	Endpoint
phase	String	Phase information
reason	String	Reason of the last change
message	String	Details about the last state transition
arrearFreeze	String	Frozen due to arrears
policeFreeze	String	Frozen for legal reasons
apiEnablements	Array of <b>APIEnablement</b> objects	List of enabled resources

**Table 3-28** ConditionStatus

Parameter	Type	Description
type	String	Status type
status	String	Status
observedgeneration	Integer	Version of a status object
lasttransitiontime	String	Time of the last transition
reason	String	Cause of status
message	String	Status information

**Table 3-29** NodeSummary

Parameter	Type	Description
totalNum	String	Number of all nodes in a cluster
readyNum	String	Number of ready nodes in a cluster

**Table 3-30** ResourceSummary

Parameter	Type	Description
allocatable	map<string, object>	Allocable resources
allocating	map<string, object>	Resources in allocation
allocated	map<string, object>	Allocated resources
capacity	map<string, object>	Total resources

**Table 3-31** Endpoint

Parameter	Type	Description
url	String	URL
type	String	Port type
status	String	Port status

**Table 3-32** APIEnablement

Parameter	Type	Description
groupVersion	String	Resource group version
resources	Array of <a href="#">APIResource</a> objects	Resource type and name

**Table 3-33** APIResource

Parameter	Type	Description
name	String	Resource name
kind	String	Resource category

## Example Requests

None

## Example Responses

### Status code: 200

Cluster information, such as its status and synchronization mode between the cluster and Karmada control plane.

```
{
  "kind": "Cluster",
  "apiVersion": "v1",
  "metadata": {
    "name": "test-cluster",
    "uid": "b0d1ecb5-7947-11ee-9467-0255ac1001bf",
    "creationTimestamp": "2023-11-02T06:36:14Z",
    "labels": {
      "FeatureGates": "elbv3,SupportClientCertificateRevocation,xGPU"
    },
    "annotations": {
      "vpcid": "11c9fe72-5a90-4295-bcfe-774726fb9066"
    }
  },
  "spec": {
    "syncMode": "",
    "clusterGroupID": "bffbb35b-7949-11ee-886c-0255ac100037",
    "manageType": "grouped",
    "provider": "huaweicloud",
    "type": "cce",
    "category": "self",
    "region": "cn-north-4",
    "country": "CN",
    "city": "150900",
    "projectId": "b6315dd3d0ff4be5b31a963256794989",
    "projectName": "cn-north-4",
    "isDownloadedCert": false,
    "operatorNamespace": "2cd7ebd02e4743eba4e6342c09e49344"
  },
  "status": {
    "kubernetesVersion": "v1.25",
    "conditions": [ {
      "type": "Ready",
      "status": "True",
      "lastTransitionTime": "2023-11-27T11:05:09+08:00",
      "reason": "ClusterAvailable"
    }, {
      "type": "Cluster",
      "status": "Available",
      "lastTransitionTime": "2023-11-27T11:05:09+08:00",
      "reason": "ClusterAvailable"
    }, {
      "type": "Federation",
      "status": "Federalized",
      "lastTransitionTime": "2023-11-14T14:31:58.744215+08:00"
    }
  ],
  "endpoints": [ {
    "url": "https://192.168.1.251:5443",
    "type": "Internal"
  } ],
  "phase": "Available",
  "arrearFreeze": "false",
  "policeFreeze": "false"
}
```

## Status Codes

Status Code	Description
200	Cluster information, such as its status and synchronization mode between the cluster and Karmada control plane.
400	Client request error. The server could not execute the request.
403	The server refused the request.
404	Resources not found.
500	Internal server error.

## Error Codes

See [Error Codes](#).

### 3.1.3 Registering a Cluster

#### Function

This API is used to register a cluster. Third-party clusters and CCE clusters can be registered.

#### URI

POST /v1/clusters

#### Request Parameters

**Table 3-34** Request header parameters

Parameter	Mandatory	Type	Description
X-Auth-Token	Yes	String	Identity authentication information Minimum: <b>1</b> Maximum: <b>16384</b>

**Table 3-35** Request body parameters

Parameter	Mandatory	Type	Description
kind	Yes	String	Resource type. For a registered cluster, set this parameter to <b>Cluster</b> .

Parameter	Mandatory	Type	Description
apiVersion	Yes	String	API version. The current version is <b>v1</b> .
metadata	Yes	<a href="#">metadata</a> object	Cluster metadata information
spec	Yes	<a href="#">spec</a> object	Cluster specifications

**Table 3-36** metadata

Parameter	Mandatory	Type	Description
UID	No	String	Cluster ID. This parameter is used only when a CCE cluster is imported for registration. For other types of clusters, you do not need to set this parameter.
name	Yes	String	CCE cluster name or a custom cluster name (for other types of clusters).
labels	No	Map<String,String>	Label information. This parameter can be left empty. If it is not left empty, the value must comply with the Kubernetes label specifications.
annotations	No	Map<String,String>	Cluster annotations information. The <b>kubeconfig</b> field is mandatory for an attached cluster, and its value is the content of the kubeconfig file.

**Table 3-37** spec

Parameter	Mandatory	Type	Description
clusterGroupID	No	String	Container fleet ID
category	Yes	String	Cluster type. The value must meet the requirements for <b>provider</b> and <b>type</b> . For details, see <a href="#">Cluster Categories and Types</a> .



Parameter	Mandatory	Type	Description
type	Yes	String	Cluster type. The value must meet the requirements for <b>provider</b> and <b>category</b> . For details, see <a href="#">Cluster Categories and Types</a> .
provider	Yes	String	Provider. The value must meet the requirements for <b>category</b> and <b>type</b> . For details, see <a href="#">Cluster Categories and Types</a> .
country	Yes	String	Country code.
city	Yes	String	City code. For details, see <a href="#">City Codes</a> . Only cities in China are supported. If it is a foreign city, you do not need to set this parameter.
region	No	String	Region information. This parameter is used only when a CCE cluster is imported for registration. You can obtain the value from the <b>region</b> field in the API for <a href="#">querying CCE clusters that have not been registered with UCS</a> .
projectID	No	String	Project ID. This parameter is used only when a CCE cluster is imported for registration. You can obtain the value from the <b>projectID</b> field in the API for <a href="#">querying CCE clusters that have not been registered with UCS</a> .
manageType	Yes	String	Cluster type. <ul style="list-style-type: none"> <li>● <b>grouped</b>: clusters added to a fleet</li> <li>● <b>discrete</b>: clusters not in any fleet</li> </ul>
network	No	<a href="#">NetworkConfig</a> object	Network configuration of a multi-cloud cluster. You do not need to set this parameter for other types of clusters.



```
s3jzXwt47372CXbwqjThZ6QjG_YJu8YtGL-
lySlwAuqGXCzJVldWONffQRp7XWjdcC3V5yWX9737DieH5TN8dor1dLQMTAMCUfIAU6T3Q
\}}},\context\":{"name\":"internal\","\context\":{"cluster\":"internalCluster\","\user\":"ucs-user
\}}},\current-context\":"internal\}"
},
"labels" : { }
},
"spec" : {
"category" : "attachedcluster",
"clusterGroupID" : "",
"manageType" : "discrete",
"city" : "110000",
"country" : "CN",
"CLUSTER_PROVIDER" : {
"ALI" : "aliyun",
"TENCENT" : "tencentcloud",
"AWS" : "aws",
"GOOGLE" : "googlecloud",
"AZURE" : "azure",
"OPENSIFT" : "openshift",
"HUAWEISTACK" : "huaweicloudstack",
"HUAWEI" : "huaweicloud",
"PRIVATEK8S" : "privatek8s",
"OTHER" : "other",
"FLEXIBLEENGINE" : "FlexibleEngine",
"FLEXIBLEENGINESTACK" : "FlexibleEngineStack",
"OPENTELEKOMCLOUD" : "OpenTelekomCloud",
"OPENTELEKOMCLOUDSTACK" : "OpenTelekomCloudStack",
"TIANYI" : "ctcloud",
"MOBILE" : "cmcloud"
},
"type" : "ack"
}
}
```

## Example Responses

### Status code: 201

The cluster has been registered (the ID of the registered cluster is returned).

```
{
  "uid" : "b0d1ecb5-7947-11ee-9467-0255ac1001bf"
}
```

## Status Codes

Status Code	Description
201	The cluster has been registered (the ID of the registered cluster is returned).
400	Client request error. The server could not execute the request.
403	The server refused the request.
404	Resources not found.
409	There was a request conflict.
500	Internal server error.

## Error Codes

See [Error Codes](#).

### 3.1.4 Updating a Cluster

#### Function

This API is used to update a cluster. Currently, only the country/city of attached clusters and on-premises clusters, and the number of worker nodes in a multi-cloud cluster can be updated.

#### URI

PUT /v1/clusters/{clusterid}

**Table 3-40** Path parameters

Parameter	Mandatory	Type	Description
clusterid	Yes	String	Cluster ID

#### Request Parameters

**Table 3-41** Request header parameters

Parameter	Mandatory	Type	Description
X-Auth-Token	Yes	String	Identity authentication information Minimum: <b>1</b> Maximum: <b>16384</b>

**Table 3-42** Request body parameters

Parameter	Mandatory	Type	Description
kind	Yes	String	API type. The value is fixed at <b>Cluster</b> and cannot be changed.
apiVersion	Yes	String	API version. The value is fixed at <b>v1</b> and cannot be changed.
metadata	No	<a href="#">ObjectMeta</a> object	Basic information about the cluster. Metadata is a collection of attributes.

Parameter	Mandatory	Type	Description
spec	No	<a href="#">UpdateClusterSpec</a> object	Detailed description of the cluster. UCS creates or updates the cluster by <b>spec</b> .

**Table 3-43** ObjectMeta

Parameter	Mandatory	Type	Description
uid	No	String	Cluster ID
name	No	String	Cluster name
labels	No	Map<String,String>	Label
creationTimestamp	No	String	Creation time. It is a UTC time in the RFC 3339 format.
updateTimestamp	No	String	Update timestamp

**Table 3-44** UpdateClusterSpec

Parameter	Mandatory	Type	Description
country	No	String	Country where the cluster is located
city	No	String	City where the cluster is located
workerConfig	No	<a href="#">WorkerConfig</a> object	Worker node configuration. This parameter is only available for multi-cloud clusters.

**Table 3-45** WorkerConfig

Parameter	Mandatory	Type	Description
replicas	No	Integer	Number of nodes
strategy	No	<a href="#">NodeUpdateStrategy</a> object	Node update policy

**Table 3-46** NodeUpgradeStrategy

Parameter	Mandatory	Type	Description
type	No	String	Policy type
rollingUpdate	No	<a href="#">RollingUpdateNodeUpgradeStrategy</a> object	Rolling update

**Table 3-47** RollingUpdateNodeUpgradeStrategy

Parameter	Mandatory	Type	Description
maxUnavailable	No	Object	Maximum number of nodes that can be unavailable during an update
maxSurge	No	Object	Maximum number of nodes that can be created over the desired number of nodes
deletePolicy	No	String	Deletion policy. The options are <b>Random</b> , <b>Oldest</b> , and <b>Newest</b> .

## Response Parameters

None

## Example Requests

Updating a cluster

```
PUT https://ucs.myhuaweicloud.com/v1/clusters/{clusterid}

{
  "kind": "Cluster",
  "apiVersion": "v1",
  "metadata": {
    "annotations": {
      "kubeconfig": "{\"kind\":\"Config\",\"apiVersion\":\"v1\",\"preferences\":{\"clusters\":[{\"name\":\"internalCluster\",\"cluster\":{\"server\":\"https://100.94.13.93:5443\",\"insecure-skip-tls-verify\":true}},{\"name\":\"user\",\"user\":{\"client-certificate-data\":\"\",\"client-key-data\":\"\"}},{\"name\":\"internal\",\"context\":{\"cluster\":\"internalCluster\",\"user\":\"user\"}}],\"current-context\":\"internal\"}"
    }
  },
  "spec": {
    "country": "AL",
    "city": "AL"
  }
}
```

## Example Responses

None

## Status Codes

Status Code	Description
200	The cluster has been updated.
400	Client request error. The server could not execute the request.
403	The server refused the request.
500	Internal server error.

## Error Codes

See [Error Codes](#).

## 3.1.5 Deregistering a Cluster

### Function

This API is used to deregister a cluster. The cluster ID must comply with the Kubernetes UUID format rules, and you must have the required permission on the corresponding cluster. Otherwise, the authentication fails.

### URI

DELETE /v1/clusters/{clusterid}

**Table 3-48** Path parameters

Parameter	Mandatory	Type	Description
clusterid	Yes	String	Cluster ID

### Request Parameters

**Table 3-49** Request header parameters

Parameter	Mandatory	Type	Description
X-Auth-Token	Yes	String	Identity authentication information Minimum: <b>1</b> Maximum: <b>16384</b>

## Response Parameters

None

## Example Requests

None

## Example Responses

None

## Status Codes

Status Code	Description
200	The cluster has been deregistered.
400	Client request error. The server could not execute the request.
404	Resources not found.
500	Internal server error.

## Error Codes

See [Error Codes](#).

## 3.1.6 Querying Cluster Access Information

### Function

This API is used to query the cluster access information. The cluster ID must comply with the Kubernetes UUID format rules, and you must have the permission to query the corresponding cluster. Otherwise, the authentication fails. The agent certificate can be downloaded only once. This API is only used to query the access information of third-party clusters. If a CCE cluster ID is transferred, 400 will be returned.

### URI

GET /v1/clusters/{clusterid}/accessinfo

**Table 3-50** Path parameters

Parameter	Mandatory	Type	Description
clusterid	Yes	String	Cluster ID



**Table 3-51** Query parameters

Parameter	Mandatory	Type	Description
vpcendpoint	No	String	IP address of the VPC endpoint. This parameter is mandatory for clusters on the private network.
region	No	String	Access region. This parameter is mandatory for clusters accessed over a private network.

## Request Parameters

**Table 3-52** Request header parameters

Parameter	Mandatory	Type	Description
X-Auth-Token	Yes	String	Identity authentication information Minimum: <b>1</b> Maximum: <b>16384</b>

## Response Parameters

Status code: **200**

**Table 3-53** Response body parameters

Parameter	Type	Description
[ <i>Array</i> ]	Array of strings	The cluster access information is returned. If the API has been called, the message "Downloaded" is returned.

## Example Requests

None

## Example Responses

None

## Status Codes

Status Code	Description
200	The cluster access information is returned. If the API has been called, the message "Downloaded" is returned.
400	Client request error. The server could not execute the request.
403	The server refused the request.
500	Internal server error.

## Error Codes

See [Error Codes](#).

### 3.1.7 Activating a Cluster

#### Function

This API is used to activate a cluster. The cluster ID must comply with the Kubernetes UUID format rules, and you must have the required permission on the corresponding cluster. Otherwise, the authentication fails.

#### URI

PUT /v1/clusters/{clusterid}/activation

**Table 3-54** Path parameters

Parameter	Mandatory	Type	Description
clusterid	Yes	String	Cluster ID

#### Request Parameters

**Table 3-55** Request header parameters

Parameter	Mandatory	Type	Description
X-Auth-Token	Yes	String	Identity authentication information Minimum: <b>1</b> Maximum: <b>16384</b>

## Response Parameters

None

## Example Requests

Activating a cluster

POST https://ucs.myhuaweicloud.com/v1/clusters/{clusterid}/activation

## Example Responses

None

## Status Codes

Status Code	Description
200	The cluster has been activated.
400	Client request error. The server could not execute the request.
500	Internal server error.

## Error Codes

See [Error Codes](#).

## 3.1.8 Associating a Cluster with Permission Policies

### Function

This API is used to associate a cluster with permission policies.

### URI

PUT /v1/clusters/{clusterid}/associatedrules

**Table 3-56** Path parameters

Parameter	Mandatory	Type	Description
clusterid	Yes	String	Cluster ID

## Request Parameters

**Table 3-57** Request header parameters

Parameter	Mandatory	Type	Description
X-Auth-Token	Yes	String	Identity authentication information

**Table 3-58** Request body parameters

Parameter	Mandatory	Type	Description
ruleIDNamespaces	No	Array of <b>RuleIDNamespaces</b> objects	Permission policy ID and namespaces related to the permission policy

**Table 3-59** RuleIDNamespaces

Parameter	Mandatory	Type	Description
ruleIDs	No	Array of strings	Permission policy IDs
namespaces	No	Array of strings	Namespaces related to permission policies

## Response Parameters

None

## Example Requests

Associating a cluster with permission policies

POST https://ucs.myhuaweicloud.com/v1/clusters/{clusterid}/associatedrules

```
{
  "ruleIDNamespaces" : [ {
    "ruleIDs" : [ "f6434332-60d6-11ed-a847-0255ac10003f" ],
    "namespaces" : [ "default", "xxxx" ]
  } ]
}
```

## Example Responses

None

## Status Codes

Status Code	Description
200	The cluster has been associated with permission policies.
400	Client request error. The server could not execute the request.
403	The server refused the request.
500	Internal server error.

## Error Codes

See [Error Codes](#).

### 3.1.9 Querying the CCE Cluster List

#### Function

This API is used to query the CCE cluster list.

#### URI

GET /v1/managedclusters

**Table 3-60** Query parameters

Parameter	Mandatory	Type	Description
unregister	No	Boolean	Whether to register a cluster with UCS

#### Request Parameters

**Table 3-61** Request header parameters

Parameter	Mandatory	Type	Description
X-Auth-Token	Yes	String	Identity authentication information

#### Response Parameters

**Status code: 200**

**Table 3-62** Response body parameters

Parameter	Type	Description
[Array]	Array of <b>Cluster</b> objects	CCE clusters that are not registered with UCS are returned.

**Table 3-63** Cluster

Parameter	Type	Description
kind	String	API type. The value is fixed at <b>Cluster</b> and cannot be changed.
apiVersion	String	API version. The value is fixed at <b>v1</b> and cannot be changed.
metadata	<b>ObjectMeta</b> object	Basic information about the cluster. Metadata is a collection of attributes.
spec	<b>ClusterSpec</b> object	Detailed description of the cluster. UCS creates or updates the cluster by <b>spec</b> .
status	<b>ClusterStatus</b> object	Cluster status

**Table 3-64** ObjectMeta

Parameter	Type	Description
uid	String	Cluster ID
name	String	Cluster name
labels	Map<String,String>	Label
creationTimestamp	String	Creation time. It is a UTC time in the RFC 3339 format.
updateTimestamp	String	Update timestamp

**Table 3-65** ClusterSpec

Parameter	Type	Description
syncMode	String	Synchronization mode between the cluster and the Karmada control plane

Parameter	Type	Description
clusterGroupID	String	Fleet ID
manageType	String	Cluster type <ul style="list-style-type: none"> <li>• <b>grouped</b>: clusters added to a fleet</li> <li>• <b>discrete</b>: clusters not in any fleet</li> </ul>
ruleNamespaces	Array of <a href="#">RuleNamespace</a> objects	List of namespaces associated with permission policies in a cluster
apiEndpoint	String	API server address
secretRef	<a href="#">LocalSecretReference</a> object	Secret for accessing a cluster
insecureSkipTLSVerification	Boolean	Whether to skip HTTPS verification
proxyURL	String	Proxy URL
provider	String	Provider
type	String	Type
category	String	Category
enableDistMgmt	Boolean	Whether CCE Turbo clusters can manage edge infrastructure
region	String	Region
country	String	Country
city	String	City
projectID	String	Project ID
projectName	String	Project name
zone	String	Zone
taints	Array of <a href="#">Taint</a> objects	Taints
IsDownloadedCert	Boolean	Whether the certificate has been downloaded
policyId	String	Policy ID

**Table 3-66** RuleNamespace

Parameter	Type	Description
rules	Array of <a href="#">RuleInfo</a> objects	Permission policy list
namespaces	Array of strings	Namespace list

**Table 3-67** RuleInfo

Parameter	Type	Description
ruleID	String	Permission policy ID
ruleName	String	Permission policy name

**Table 3-68** LocalSecretReference

Parameter	Type	Description
namespace	String	Resource namespace
name	String	Resource name

**Table 3-69** Taint

Parameter	Type	Description
key	String	Key
value	String	Value
effect	String	Effect information
timeadded	String	Timestamp information

**Table 3-70** ClusterStatus

Parameter	Type	Description
kubernetesVersion	String	Kubernetes version
conditions	Array of <a href="#">ConditionStatus</a> objects	Cluster conditions



Parameter	Type	Description
nodeSummary	<b>NodeSummary</b> object	Node statistics
resourceSummary	<b>ResourceSummary</b> object	Resource statistics
endpoints	<b>Endpoint</b> object	Endpoint
phase	String	Phase information
reason	String	Reason of the last change
message	String	Details about the last state transition
arrearFreeze	String	Frozen due to arrears
policeFreeze	String	Frozen for legal reasons
apiEnablements	Array of <b>APIEnablement</b> objects	List of enabled resources

**Table 3-71** ConditionStatus

Parameter	Type	Description
type	String	Status type
status	String	Status
observedgeneration	Integer	Version of a status object
lasttransitiontime	String	Time of the last transition
reason	String	Cause of status
message	String	Status information

**Table 3-72** NodeSummary

Parameter	Type	Description
totalNum	String	Number of all nodes in a cluster
readyNum	String	Number of ready nodes in a cluster

**Table 3-73** ResourceSummary

Parameter	Type	Description
allocatable	map<string, object>	Allocable resources
allocating	map<string, object>	Resources in allocation
allocated	map<string, object>	Allocated resources
capacity	map<string, object>	Total resources

**Table 3-74** Endpoint

Parameter	Type	Description
url	String	URL
type	String	Port type
status	String	Port status

**Table 3-75** APIEnablement

Parameter	Type	Description
groupVersion	String	Resource group version
resources	Array of <a href="#">APIResource</a> objects	Resource type and name

**Table 3-76** APIResource

Parameter	Type	Description
name	String	Resource name
kind	String	Resource category

## Example Requests

None

## Example Responses

### Status code: 200

CCE clusters that are not registered with UCS are returned.

```
[ {
  "kind": "Cluster",
  "apiVersion": "v1",
  "metadata": {
    "name": "cluster-test",
    "uid": "57ef11e7-7d72-11ee-a590-0255ac100b05",
    "creationTimestamp": "2023-11-07T13:34:15Z",
    "labels": {
      "FeatureGates": "elbv3,SupportClientCertificateRevocation,xGPU"
    }
  },
  "spec": {
    "syncMode": "",
    "apiEndpoint": "https://cce-internal.cn-north-4.myhuaweicloud.com",
    "provider": "huaweicloud",
    "type": "cce",
    "category": "self",
    "region": "cn-north-4",
    "country": "CN",
    "city": "150900",
    "projectId": "b6315dd3d0ff4be5b31a963256794989",
    "projectName": "cn-north-4",
    "IsDownloadedCert": false
  },
  "status": {
    "kubernetesVersion": "v1.27",
    "conditions": [ {
      "type": "Ready",
      "status": "True",
      "lastTransitionTime": "2023-11-27T12:42:24.182645394+08:00",
      "reason": "ClusterAvailable"
    }, {
      "type": "Cluster",
      "status": "Available",
      "lastTransitionTime": "2023-11-27T12:42:24.182646152+08:00",
      "reason": "ClusterAvailable"
    }
  ],
  "endpoints": [ {
    "url": "https://192.168.1.44:5443",
    "type": "Internal"
  } ],
  "phase": "Available"
} ]
```

## Status Codes

Status Code	Description
200	CCE clusters that are not registered with UCS are returned.
400	Client request error. The server could not execute the request.

## Error Codes

See [Error Codes](#).

## 3.1.10 Querying the Cluster Version List

### Function

This API is used to query the list of cluster versions that are supported by UCS.

### URI

GET /v1/config/registeredclusterversions

### Request Parameters

Table 3-77 Request header parameters

Parameter	Mandatory	Type	Description
X-Auth-Token	Yes	String	Identity authentication information

### Response Parameters

Status code: 200

Table 3-78 Response body parameters

Parameter	Type	Description
versions	Array of strings	Cluster version list

### Example Requests

None

### Example Responses

Status code: 200

List of supported cluster versions

```
{  
  "versions": [ "v1.19", "v1.20", "v1.21", "v1.22", "v1.23", "v1.24", "v1.25" ]  
}
```

## Status Codes

Status Code	Description
200	List of supported cluster versions

## Error Codes

See [Error Codes](#).

# 3.2 Fleet

## 3.2.1 Adding a Cluster to a Fleet

### Function

This API is used to add a cluster to a fleet.

### URI

POST /v1/clusters/{clusterid}/join

**Table 3-79** Path parameters

Parameter	Mandatory	Type	Description
clusterid	Yes	String	Cluster ID

## Request Parameters

**Table 3-80** Request header parameters

Parameter	Mandatory	Type	Description
X-Auth-Token	Yes	String	Identity authentication information

**Table 3-81** Request body parameters

Parameter	Mandatory	Type	Description
clusterGroupID	No	String	ID of the fleet that the cluster is added to

## Response Parameters

None

## Example Requests

Adding a cluster to a fleet

```
POST https://ucs.myhuaweicloud.com/v1/clusters/{clusterid}/join
{
  "clustergroupID": "49077339-f1cd-11ec-a2be-0255ac1001c2"
}
```

## Example Responses

None

## Status Codes

Status Code	Description
200	The cluster has been added to the fleet.
400	Client request error. The server could not execute the request.
403	The server refused the request.
500	Internal server error.

## Error Codes

See [Error Codes](#).

## 3.2.2 Removing a Cluster from a Fleet

### Function

This API is used to remove a cluster from a fleet.

### URI

POST /v1/clusters/{clusterid}/unjoin

**Table 3-82** Path parameters

Parameter	Mandatory	Type	Description
clusterid	Yes	String	Cluster ID

## Request Parameters

Table 3-83 Request header parameters

Parameter	Mandatory	Type	Description
X-Auth-Token	Yes	String	Identity authentication information

## Response Parameters

None

## Example Requests

Removing a cluster from a fleet

```
POST https://ucs.myhuaweicloud.com/v1/clusters/{clusterid}/unjoin
```

## Example Responses

None

## Status Codes

Status Code	Description
200	The cluster has been removed from the fleet.
400	Client request error. The server could not execute the request.
403	The server refused the request.
404	Resources not found.
500	Internal server error.

## Error Codes

See [Error Codes](#).

## 3.2.3 Creating a Fleet

### Function

This API is used to create a fleet. You can select clusters during fleet creation.

### URI

```
POST /v1/clustergroups
```

## Request Parameters

**Table 3-84** Request header parameters

Parameter	Mandatory	Type	Description
X-Auth-Token	Yes	String	Identity authentication information Minimum: 1 Maximum: <b>16384</b>

**Table 3-85** Request body parameters

Parameter	Mandatory	Type	Description
metadata	Yes	<a href="#">RegisterClusterGroupObjectMeta</a> object	Fleet metadata information
spec	No	<a href="#">RegisterClusterGroupSpec</a> object	Attribute

**Table 3-86** RegisterClusterGroupObjectMeta

Parameter	Mandatory	Type	Description
name	Yes	String	Fleet name

**Table 3-87** RegisterClusterGroupSpec

Parameter	Mandatory	Type	Description
clusterIds	No	Array of strings	ID of the associated cluster
description	No	String	Fleet description

## Response Parameters

Status code: 201



**Table 3-88** Response body parameters

Parameter	Type	Description
uid	String	Fleet UID

## Example Requests

Creating a fleet and (optional) adding clusters to the fleet

https://ucs.myhuaweicloud.com/v1/clustergroups

```
{
  "metadata": {
    "name": "group02281605"
  },
  "spec": {
    "clusterIds": [ "514c1a3c-8ec7-11ec-b384-0255ac100189", "d4804da3-8f03-11ec-b384-0255ac100189" ],
    "description": "aaaaaaaaa"
  }
}
```

## Example Responses

**Status code: 201**

The fleet has been created (the UID of the fleet is returned).

```
{
  "uid": "6efb4a18-2fa4-11ee-ad1d-0255ac1001c4"
}
```

## Status Codes

Status Code	Description
201	The fleet has been created (the UID of the fleet is returned).
400	Client request error. The server could not execute the request.
403	The server refused the request.
500	Internal server error.

## Error Codes

See [Error Codes](#).

## 3.2.4 Deleting a Fleet

### Function

This API is used to delete a fleet. A fleet can only be deleted when there are no clusters in it. To delete a fleet, remove the clusters from the fleet first. The cluster

IDs must comply with the Kubernetes UUID format rules, and you must have the operation permission on the clusters. Otherwise, the authentication fails.

## URI

DELETE /v1/clustergroups/{clustergroupid}

**Table 3-89** Path parameters

Parameter	Mandatory	Type	Description
clustergroupid	Yes	String	Fleet ID

## Request Parameters

**Table 3-90** Request header parameters

Parameter	Mandatory	Type	Description
X-Auth-Token	Yes	String	Identity authentication information Minimum: <b>1</b> Maximum: <b>16384</b>

## Response Parameters

None

## Example Requests

None

## Example Responses

None

## Status Codes

Status Code	Description
200	The fleet has been deleted.
400	Client request error. The server could not execute the request.
403	The server refused the request.
404	Resources not found.

Status Code	Description
500	Internal server error.

## Error Codes

See [Error Codes](#).

## 3.2.5 Obtaining a Fleet

### Function

This API is used to query a fleet.

### URI

GET /v1/clustergroups/{clustergroupid}

**Table 3-91** Path parameters

Parameter	Mandatory	Type	Description
clustergroupid	Yes	String	Fleet ID

### Request Parameters

**Table 3-92** Request header parameters

Parameter	Mandatory	Type	Description
X-Auth-Token	Yes	String	Identity authentication information Minimum: <b>1</b> Maximum: <b>16384</b>

### Response Parameters

Status code: 200

**Table 3-93** Response body parameters

Parameter	Type	Description
kind	String	API type. The value is fixed at <b>ClusterGroup</b> and cannot be changed.

Parameter	Type	Description
apiVersion	String	API version. The value is fixed at <b>v1</b> and cannot be changed.
metadata	<b>ObjectMeta</b> object	Basic information about the fleet. Metadata is a collection of attributes.
spec	<b>ClusterGroupSpec</b> object	Detailed description of the fleet. UCS creates or updates the fleet by defining or updating <b>spec</b> .
status	<b>ClusterGroupStatus</b> object	Fleet status

**Table 3-94** ObjectMeta

Parameter	Type	Description
uid	String	Cluster ID
name	String	Cluster name
labels	Map<String,String>	Label
creationTimestamp	String	Creation time. It is a UTC time in the RFC 3339 format.
updateTimestamp	String	Update timestamp

**Table 3-95** ClusterGroupSpec

Parameter	Type	Description
ruleNamespaces	Array of strings	List of namespaces associated with a permission policy
federationId	String	Fleet federation ID
description	String	Description
dnsSuffix	Array of strings	DNS suffix of the federation corresponding to the fleet. This parameter is visible after federation is enabled.
federationExpirationTimestamp	String	Federation expiration timestamp
policyId	String	Policy ID

Parameter	Type	Description
federationVersion	String	Fleet federation version

**Table 3-96** ClusterGroupStatus

Parameter	Type	Description
conditions	Array of <a href="#">ClusterGroupCondition</a> objects	Federation or permission policy information for a fleet

**Table 3-97** ClusterGroupCondition

Parameter	Type	Description
type	String	Type. <ul style="list-style-type: none"> <li>• <b>Federation:</b> Federation is enabled for the fleet.</li> <li>• <b>Policy:</b> Permission policies are enabled for the fleet.</li> </ul>
status	String	Status of the federation or permission policy enabled for a fleet
reason	String	Cause of status
message	String	Status information
lastTransitionTime	String	Time when the status was updated

## Example Requests

None

## Example Responses

**Status code: 200**

Fleet object

```
{
  "kind": "ClusterGroup",
  "apiVersion": "v1",
  "metadata": {
    "name": "cluster-test",
    "uid": "bffb35b-7949-11ee-886c-0255ac100037",
    "creationTimestamp": "2023-11-02 06:33:35.558128 +0000 UTC",
```

```

    "updateTimestamp" : "2023-11-14 06:20:20.446476 +0000 UTC"
  },
  "spec" : {
    "federationId" : "e2f27cc6-82b5-11ee-84e3-0255ac100032",
    "federationVersion" : "v1.7.0-t1109",
    "dnsSuffix" : [ "www.oidc.com" ]
  },
  "status" : {
    "conditions" : [ {
      "type" : "Federation",
      "status" : "Unavailable",
      "reason" : "FederationUnavailable",
      "message" : "component volcano-scheduler is unhealthy",
      "lastTransitionTime" : "0001-01-01T00:00:00Z"
    } ]
  }
}

```

## Status Codes

Status Code	Description
200	Fleet object
400	Client request error. The server could not execute the request.
403	The server refused the request.
404	Resources not found.
500	Internal server error.

## Error Codes

See [Error Codes](#).

## 3.2.6 Adding Clusters to a Fleet

### Function

This API is used to add clusters to a fleet. One or more clusters can be added at the same time. This API cannot be used to remove clusters from a fleet.

### URI

PUT /v1/clustergroups/{clustergroupid}/associatedclusters

**Table 3-98** Path parameters

Parameter	Mandatory	Type	Description
clustergroupid	Yes	String	Fleet ID

## Request Parameters

**Table 3-99** Request header parameters

Parameter	Mandatory	Type	Description
X-Auth-Token	Yes	String	Identity authentication information Minimum: 1 Maximum: <b>16384</b>

**Table 3-100** Request body parameters

Parameter	Mandatory	Type	Description
clusterIds	No	Array of strings	Cluster IDs for updating information about clusters associated with a fleet

## Response Parameters

None

## Example Requests

Updating clusters in a fleet

```
PUT https://ucs.myhuaweicloud.com/v1/clustergroups/{clustergroupid}/associatedclusters
{
  "clusterids" : [ "xxxx-xxxx-xxxx" ]
}
```

## Example Responses

None

## Status Codes

Status Code	Description
200	Clusters have been added to the fleet.
400	Client request error. The server could not execute the request.
500	Internal server error.

## Error Codes

See [Error Codes](#).

## 3.2.7 Updating Fleet Description

### Function

This API is used to update the description of a fleet. You must have the permission to update the fleet.

### URI

PUT /v1/clustergroups/{clustergroupid}/description

**Table 3-101** Path parameters

Parameter	Mandatory	Type	Description
clustergroupid	Yes	String	Fleet ID

### Request Parameters

**Table 3-102** Request header parameters

Parameter	Mandatory	Type	Description
X-Auth-Token	Yes	String	Identity authentication information Minimum: 1 Maximum: 16384

**Table 3-103** Request body parameters

Parameter	Mandatory	Type	Description
description	Yes	String	Fleet description

### Response Parameters

None

### Example Requests

Updating fleet description

```
PUT https://ucs.myhuaweicloud.com/v1/clustergroups/{clustergroupid}/description
```



```
{  
  "description" : "aaaaaaaa"  
}
```

## Example Responses

None

## Status Codes

Status Code	Description
200	Updated.
400	Client request error. The server could not execute the request.
403	The server refused the request.
404	Resources not found.
500	Internal server error.

## Error Codes

See [Error Codes](#).

## 3.2.8 Updating Permission Policies Associated with a Fleet

### Function

This API is used to update the permission policies associated with a fleet.

### URI

PUT /v1/clustergroups/{clustergroupid}/associatedrules

**Table 3-104** Path parameters

Parameter	Mandatory	Type	Description
clustergroupid	Yes	String	Fleet ID

## Request Parameters

**Table 3-105** Request header parameters

Parameter	Mandatory	Type	Description
X-Auth-Token	Yes	String	Token authentication information Minimum: <b>1</b> Maximum: <b>16384</b>

**Table 3-106** Request body parameters

Parameter	Mandatory	Type	Description
ruleIDNamespaces	No	Array of <b>RuleIDNamespaces</b> objects	Permission policy ID and namespaces related to the permission policy

**Table 3-107** RuleIDNamespaces

Parameter	Mandatory	Type	Description
ruleIDs	No	Array of strings	Permission policy IDs
namespaces	No	Array of strings	Namespaces related to permission policies

## Response Parameters

None

## Example Requests

Updating the permission policies associated with a fleet

PUT https://ucs.myhuaweicloud.com/v1/clustergroups/{clustergroupid}/associatedrules

```
{
  "ruleIDNamespaces" : [ {
    "ruleIDs" : [ "f6434332-60d6-11ed-a847-0255ac10003f" ],
    "namespaces" : [ "default", "kube-system" ]
  } ]
}
```

## Example Responses

None

## Status Codes

Status Code	Description
200	The fleet has been associated with the permission policy.
400	Client request error. The server could not execute the request.
403	The server refused the request.
500	Internal server error.

## Error Codes

See [Error Codes](#).

## 3.2.9 Updating the Zone Associated with the Federation of a Fleet

### Function

This API is used update the zone associated with the federation of a fleet.

### URI

PUT /v1/clustergroups/{clustergroupid}/associatedzones

**Table 3-108** Path parameters

Parameter	Mandatory	Type	Description
clustergroupid	Yes	String	Fleet ID

## Request Parameters

**Table 3-109** Request header parameters

Parameter	Mandatory	Type	Description
X-Auth-Token	Yes	String	Identity authentication information

**Table 3-110** Request body parameters

Parameter	Mandatory	Type	Description
dnsSuffix	No	Array of strings	DNS suffix used to change the root domain name for access

## Response Parameters

None

## Example Requests

Updating the zone associated with the federation of a fleet

```
POST https://ucs.myhuaweicloud.com/v1/clustergroups/{clustergroupid}/associatedzones
{
  "dnsSuffix" : [ "wpwebsite.com" ]
}
```

## Example Responses

None

## Status Codes

Status Code	Description
200	Updated.
400	Client request error. The server could not execute the request.
500	Internal server error.

## Error Codes

See [Error Codes](#).

## 3.2.10 Obtaining the Fleet List

### Function

This API is used to list all fleets.

### URI

GET /v1/clustergroups

**Table 3-111** Query parameters

Parameter	Mandatory	Type	Description
limit	No	Integer	The number of records allowed on each page when the list is queried by page. The default value is <b>-1</b> .
offset	No	Integer	Start offset when the list is queried by page. The default value is <b>0</b> .
order_by	No	String	Sorting parameter when the list is queried by page. The value can be <b>create_at</b> or <b>update_at</b> .
order	No	String	Sorting order when the list is queried by page. The value can be <b>desc</b> or <b>asc</b> .

## Request Parameters

**Table 3-112** Request header parameters

Parameter	Mandatory	Type	Description
X-Auth-Token	Yes	String	Identity authentication information Minimum: <b>1</b> Maximum: <b>16384</b>

## Response Parameters

Status code: **200**

**Table 3-113** Response body parameters

Parameter	Type	Description
items	Array of <b>ClusterGroup</b> objects	Fleet list
total	Integer	Total number of records on all pages

**Table 3-114** ClusterGroup

Parameter	Type	Description
kind	String	API type. The value is fixed at <b>ClusterGroup</b> and cannot be changed.
apiVersion	String	API version. The value is fixed at <b>v1</b> and cannot be changed.
metadata	<b>ObjectMeta</b> object	Basic information about the fleet. Metadata is a collection of attributes.
spec	<b>ClusterGroupSpec</b> object	Detailed description of the fleet. UCS creates or updates the fleet by <b>spec</b> .
status	<b>ClusterGroupStatus</b> object	Fleet status

**Table 3-115** ObjectMeta

Parameter	Type	Description
uid	String	Cluster ID
name	String	Cluster name
labels	Map<String,String>	Label
creationTimestamp	String	Creation time. It is a UTC time in the RFC 3339 format.
updateTimestamp	String	Update timestamp

**Table 3-116** ClusterGroupSpec

Parameter	Type	Description
ruleNamespaces	Array of strings	List of namespaces associated with a permission policy
federationId	String	Fleet federation ID
description	String	Description
dnsSuffix	Array of strings	DNS suffix of the federation corresponding to the fleet. This parameter is visible after federation is enabled.
federationExpirationTimestamp	String	Federation expiration timestamp

Parameter	Type	Description
policyId	String	Policy ID
federationVersion	String	Fleet federation version

**Table 3-117** ClusterGroupStatus

Parameter	Type	Description
conditions	Array of <b>ClusterGroupCondition</b> objects	Federation or permission policy information for a fleet

**Table 3-118** ClusterGroupCondition

Parameter	Type	Description
type	String	Type. <ul style="list-style-type: none"> <li>• <b>Federation:</b> Federation is enabled for the fleet.</li> <li>• <b>Policy:</b> Permission policies are enabled for the fleet.</li> </ul>
status	String	Status of the federation or permission policy enabled for a fleet
reason	String	Cause of status
message	String	Status information
lastTransitionTime	String	Time when the status was updated

## Example Requests

None

## Example Responses

**Status code: 200**

The fleet list has been queried.

```
{
  "items": [ {
    "kind": "ClusterGroup",
    "apiVersion": "v1",
    "metadata": {
```

```

"name" : "cluster-test",
"uid" : "bffb35b-7949-11ee-886c-0255ac100037",
"creationTimestamp" : "2023-11-02 06:33:35.558128 +0000 UTC",
"updateTimestamp" : "2023-11-14 06:20:20.446476 +0000 UTC"
},
"spec" : {
"federationId" : "e2f27cc6-82b5-11ee-84e3-0255ac100032",
"federationVersion" : "v1.7.0-t1109",
"dnsSuffix" : [ "www.oidc.com" ]
},
"status" : {
"conditions" : [ {
"type" : "Federation",
"status" : "Unavailable",
"reason" : "FederationUnavailable",
"message" : "component volcano-scheduler is unhealthy",
"lastTransitionTime" : "0001-01-01T00:00:00Z"
} ]
}
}, {
"kind" : "ClusterGroup",
"apiVersion" : "v1",
"metadata" : {
"name" : "cluster-dev",
"uid" : "4557ad49-22bf-11ee-b0c9-0255ac10004b",
"creationTimestamp" : "2023-07-15 03:25:39.253589 +0000 UTC",
"updateTimestamp" : "2023-10-19 11:52:14.509405 +0000 UTC"
},
"spec" : { },
"status" : { }
}, {
"kind" : "ClusterGroup",
"apiVersion" : "v1",
"metadata" : {
"name" : "test0131",
"uid" : "108f5981-a105-11ed-a23e-0255ac100032",
"creationTimestamp" : "2023-01-31 01:17:44.309185 +0000 UTC",
"updateTimestamp" : "2023-06-29 01:02:28.78095 +0000 UTC"
},
"spec" : { },
"status" : { }
} ],
"total" : 3
}

```

## Status Codes

Status Code	Description
200	The fleet list has been queried.
400	Client request error. The server could not execute the request.
403	The server refused the request.
500	Internal server error.

## Error Codes

See [Error Codes](#).



## 3.2.11 Enabling Cluster Federation

### Function

This API is used to enable cluster federation for a fleet.

### URI

POST /v1/clustergroups/{clustergroupid}/federations

**Table 3-119** Path parameters

Parameter	Mandatory	Type	Description
clustergroupid	Yes	String	Fleet ID

**Table 3-120** Query parameters

Parameter	Mandatory	Type	Description
retryjoinall	No	Boolean	Whether to retry adding the cluster to the federation.

### Request Parameters

**Table 3-121** Request header parameters

Parameter	Mandatory	Type	Description
X-Auth-Token	Yes	String	Identity authentication information

### Response Parameters

None

### Example Requests

Enabling cluster federation for a fleet

```
POST https://ucs.myhuaweicloud.com/v1/clustergroups/{clustergroupid}/federations
```

### Example Responses

None

## Status Codes

Status Code	Description
201	Cluster federation has been enabled.
400	Client request error. The server could not execute the request.
404	Resources not found.
500	Internal server error.

## Error Codes

See [Error Codes](#).

## 3.2.12 Disabling Cluster Federation

### Function

This API is used to disable cluster federation for a fleet.

### URI

DELETE /v1/clustergroups/{clustergroupid}/federations

**Table 3-122** Path parameters

Parameter	Mandatory	Type	Description
clustergroupid	Yes	String	Fleet ID

### Request Parameters

**Table 3-123** Request header parameters

Parameter	Mandatory	Type	Description
X-Auth-Token	Yes	String	Identity authentication information

### Response Parameters

None

### Example Requests

None

## Example Responses

None

## Status Codes

Status Code	Description
200	Cluster federation has been disabled.
400	Client request error. The server could not execute the request.
404	Resources not found.
500	Internal server error.

## Error Codes

See [Error Codes](#).

## 3.2.13 Querying Federation Enabling Progress

### Function

This API is used to query the federation enabling progress.

### URI

GET /v1/clustergroups/{clustergroupid}/federations/progress

**Table 3-124** Path parameters

Parameter	Mandatory	Type	Description
clustergroupid	Yes	String	Fleet ID

### Request Parameters

**Table 3-125** Request header parameters

Parameter	Mandatory	Type	Description
X-Auth-Token	No	String	Identity authentication information

### Response Parameters

**Status code: 200**

**Table 3-126** Response body parameters

Parameter	Type	Description
kind	String	API type
apiVersion	String	API version. The value is fixed at <b>v1</b> and cannot be changed.
spec	<b>JobSpec</b> object	Detailed description of the job. UCS creates or updates the job by <b>spec</b> .
status	<b>JobStatus</b> object	Job status

**Table 3-127** JobSpec

Parameter	Type	Description
type	String	Job type
federationuid	String	Federation UID
resourceid	String	Resource ID
resourcename	String	Resource name
extendparam	String	Extended parameter
subjobs	Array of <b>Job</b> objects	Subjob

**Table 3-128** Job

Parameter	Type	Description
kind	String	API type
apiVersion	String	API version. The value is fixed at <b>v1</b> and cannot be changed.
spec	<b>JobSpec</b> object	Detailed description of the job. UCS creates or updates the job by <b>spec</b> .
status	<b>JobStatus</b> object	Job status

**Table 3-129** JobStatus

Parameter	Type	Description
phase	String	Job phase

Parameter	Type	Description
reason	String	Job reason
completiontime	String	Job completion time
starttime	String	Job start time

## Example Requests

None

## Example Responses

**Status code: 200**

Job for enabling cluster federation is returned.

```
{
  "kind": "Job",
  "apiVersion": "v3",
  "metadata": {
    "uid": "70b5a14f-2fa4-11ee-bf07-0255ac1000b9",
    "creationTimestamp": "2023-07-31 13:16:20.715779 +0000 UTC",
    "updateTimestamp": "2023-07-31 13:17:24.497868 +0000 UTC",
    "annotations": {
      "currentTimestamp": "2023-07-31 13:17:24.933313136 +0000 UTC"
    }
  },
  "spec": {
    "type": "CreateFederationContainer",
    "federationUID": "70acf480-2fa4-11ee-ad1d-0255ac1001c4",
    "resourceID": "70acf480-2fa4-11ee-ad1d-0255ac1001c4",
    "resourceName": "70acf480-2fa4-11ee-ad1d-0255ac1001c4",
    "subJobs": [ {
      "kind": "Job",
      "apiVersion": "v3",
      "metadata": {
        "uid": "70b66b9a-2fa4-11ee-bf07-0255ac1000b9",
        "creationTimestamp": "2023-07-31 13:16:20.740512 +0000 UTC",
        "updateTimestamp": "2023-07-31 13:16:22.100528 +0000 UTC",
        "annotations": {
          "currentTimestamp": "2023-07-31 13:17:24.934274579 +0000 UTC"
        }
      },
      "spec": {
        "type": "InstallFederationChart",
        "federationUID": "70acf480-2fa4-11ee-ad1d-0255ac1001c4"
      },
      "status": {
        "phase": "Success",
        "completionTime": "2023-07-31 13:16:22.100528 +0000 UTC",
        "startTime": "2023-07-31 13:16:22.100528 +0000 UTC"
      }
    }, {
      "kind": "Job",
      "apiVersion": "v3",
      "metadata": {
        "uid": "70b66b68-2fa4-11ee-bf07-0255ac1000b9",
        "creationTimestamp": "2023-07-31 13:16:20.736232 +0000 UTC",
        "updateTimestamp": "2023-07-31 13:17:24.490359 +0000 UTC",
        "annotations": {
```

```

    "currentTimestamp" : "2023-07-31 13:17:24.934277116 +0000 UTC"
  },
  "spec" : {
    "type" : "CreateNetworkResource",
    "federationUID" : "70acf480-2fa4-11ee-ad1d-0255ac1001c4",
    "extendParam" : {
      "JobExtendParamKeyElbID" : "69694819-67dc-44ac-ab6e-9b18087c5c4c"
    }
  },
  "status" : {
    "phase" : "Success",
    "completionTime" : "2023-07-31 13:17:24.490359 +0000 UTC",
    "startTime" : "2023-07-31 13:16:20.744891 +0000 UTC"
  }
}, {
  "kind" : "Job",
  "apiVersion" : "v3",
  "metadata" : {
    "uid" : "70b66afa-2fa4-11ee-bf07-0255ac1000b9",
    "creationTimestamp" : "2023-07-31 13:16:20.731295 +0000 UTC",
    "updateTimestamp" : "2023-07-31 13:16:22.100452 +0000 UTC",
    "annotations" : {
      "currentTimestamp" : "2023-07-31 13:17:24.934288685 +0000 UTC"
    }
  },
  "spec" : {
    "type" : "CreateCert",
    "federationUID" : "70acf480-2fa4-11ee-ad1d-0255ac1001c4"
  },
  "status" : {
    "phase" : "Success",
    "completionTime" : "2023-07-31 13:16:22.100452 +0000 UTC",
    "startTime" : "2023-07-31 13:16:22.100452 +0000 UTC"
  }
}, {
  "kind" : "Job",
  "apiVersion" : "v3",
  "metadata" : {
    "uid" : "70b66ad0-2fa4-11ee-bf07-0255ac1000b9",
    "creationTimestamp" : "2023-07-31 13:16:20.726434 +0000 UTC",
    "updateTimestamp" : "2023-07-31 13:16:22.093902 +0000 UTC",
    "annotations" : {
      "currentTimestamp" : "2023-07-31 13:17:24.934291673 +0000 UTC"
    }
  },
  "spec" : {
    "type" : "CreateNode",
    "federationUID" : "70acf480-2fa4-11ee-ad1d-0255ac1001c4"
  },
  "status" : {
    "phase" : "Success",
    "completionTime" : "2023-07-31 13:16:22.093902 +0000 UTC",
    "startTime" : "2023-07-31 13:16:20.745187 +0000 UTC"
  }
}
]]
},
"status" : {
  "phase" : "Success",
  "completionTime" : "2023-07-31 13:17:24.497868 +0000 UTC",
  "startTime" : "2023-07-31 13:16:20.721007 +0000 UTC"
}
}
}

```

## Status Codes

Status Code	Description
200	Job for enabling cluster federation is returned.
400	Client request error. The server could not execute the request.
404	Resources not found.
500	Internal server error.

## Error Codes

See [Error Codes](#).

### 3.2.14 Creating a Federation Connection and Downloading kubeconfig

#### Function

This API is used to create a VPC endpoint for connecting to the federation API server and downloading kubeconfig of the federation API server after federation is enabled for a fleet.

#### URI

POST /v1/clustergroups/{clustergroupid}/cert

**Table 3-130** Path parameters

Parameter	Mandatory	Type	Description
clustergroupid	Yes	String	Fleet ID

#### Request Parameters

**Table 3-131** Request header parameters

Parameter	Mandatory	Type	Description
X-Auth-Token	Yes	String	Identity authentication information

**Table 3-132** Request body parameters

Parameter	Mandatory	Type	Description
projectID	Yes	String	Project ID
vpcID	Yes	String	VPC ID, which must belong to the project specified by <b>projectID</b> .
subnetID	Yes	String	Subnet ID, which must belong to the VPC specified by <b>vpcID</b> .
duration	Yes	Integer	Validity period of the kubeconfig certificate, in days Minimum: <b>1</b> Maximum: <b>10950</b>

## Response Parameters

Status code: 201

**Table 3-133** Response body parameters

Parameter	Type	Description
[Array]	Array of strings	kubeconfig file

## Example Requests

Creating a federation connection and downloading kubeconfig

POST https://ucs.myhuaweicloud.com/v1/clustergroups/{clustergroupid}/cert

```
{
  "projectID": "08d44be1ef00d22e2f6fc0061f54a2f1",
  "vpcID": "11c9fe72-5a90-4295-bcfe-774726fb9066",
  "subnetID": "0de91d89-1e06-4e24-b371-35d5d3d3779b",
  "duration": 30
}
```

## Example Responses

None

## Status Codes

Status Code	Description
201	kubeconfig file



## Error Codes

See [Error Codes](#).

## 3.2.15 Creating a Federation Connection

### Function

This API is used to create a VPC endpoint for connecting to the federation API server after federation is enabled for a fleet.

### URI

POST /v1/clustergroups/{clustergroupid}/connection

**Table 3-134** Path parameters

Parameter	Mandatory	Type	Description
clustergroupid	Yes	String	Fleet ID

### Request Parameters

**Table 3-135** Request header parameters

Parameter	Mandatory	Type	Description
X-Auth-Token	Yes	String	Identity authentication information

**Table 3-136** Request body parameters

Parameter	Mandatory	Type	Description
projectID	Yes	String	Project ID
vpcID	Yes	String	VPC ID, which must belong to the project specified by <b>projectID</b> .
subnetID	Yes	String	Network ID of the subnet. The subnet must be in the VPC specified by <b>vpcID</b> .

### Response Parameters

Status code: 201

**Table 3-137** Response body parameters

Parameter	Type	Description
id	String	VPC endpoint ID

## Example Requests

Creating a federation connection

POST https://ucs.myhuaweicloud.com/v1/clustergroups/{clustergroupid}/connection

```
{
  "projectID": "08d44be1ef00d22e2f6fc0061f54a2f1",
  "vpcID": "11c9fe72-5a90-4295-bcfe-774726fb9066",
  "subnetID": "0de91d89-1e06-4e24-b371-35d5d3d3779b"
}
```

## Example Responses

**Status code: 201**

Connecting to the federation API server using a VPC endpoint

```
{
  "id": "b8c9c1dc-b10f-4644-bc5f-e557efa63782s"
}
```

## Status Codes

Status Code	Description
201	Connecting to the federation API server using a VPC endpoint

## Error Codes

See [Error Codes](#).

## 3.2.16 Downloading Federation kubeconfig

### Function

This API is used to download the kubeconfig after the cluster federation is enabled for a fleet and the federation connection is created.

### URI

POST /v1/clustergroups/{clustergroupid}/kubeconfig

**Table 3-138** Path parameters

Parameter	Mandatory	Type	Description
clustergroupid	Yes	String	Fleet ID

## Request Parameters

**Table 3-139** Request header parameters

Parameter	Mandatory	Type	Description
X-Auth-Token	Yes	String	Identity authentication information

**Table 3-140** Request body parameters

Parameter	Mandatory	Type	Description
duration	Yes	Integer	Validity period of a kubeconfig certificate. Minimum: <b>1</b> Maximum: <b>10950</b>

## Response Parameters

Status code: 201

**Table 3-141** Response body parameters

Parameter	Type	Description
-	File	kubeconfig file

## Example Requests

Downloading federation kubeconfig

```
POST https://ucs.myhuaweicloud.com/v1/clustergroups/{clustergroupid}/kubeconfig
{
  "duration" : 30
}
```

## Example Responses

None

## Status Codes

Status Code	Description
201	kubeconfig file

## Error Codes

See [Error Codes](#).

# 3.3 Permission Management

## 3.3.1 Creating a Permission Policy

### Function

This API is used to create a permission policy.

### URI

POST /v1/permissions/rules

### Request Parameters

**Table 3-142** Request header parameters

Parameter	Mandatory	Type	Description
X-Auth-Token	Yes	String	Identity authentication information Minimum: <b>1</b> Maximum: <b>16384</b>

**Table 3-143** Request body parameters

Parameter	Mandatory	Type	Description
metadata	Yes	<a href="#">CreateRuleObjectMeta</a> object	Basic information about the permission policy. Metadata is a collection of attributes.
spec	Yes	<a href="#">RuleSpec</a> object	Detailed description of the permission policy. UCS creates or updates the permission policy by <b>spec</b> .

**Table 3-144** CreateRuleObjectMeta

Parameter	Mandatory	Type	Description
name	Yes	String	Permission policy name Minimum: <b>1</b> Maximum: <b>63</b>

**Table 3-145** RuleSpec

Parameter	Mandatory	Type	Description
iamuserids	No	Array of strings	IAM user information associated with a permission policy
type	No	String	Permission policy type. The value can be <b>readonly</b> , <b>develop</b> , <b>admin</b> , or <b>custom</b> .
contents	No	Array of <b>Content</b> objects	Permission policy content
description	No	String	Permission policy description Minimum: <b>0</b> Maximum: <b>255</b>

**Table 3-146** Content

Parameter	Mandatory	Type	Description
verbs	No	Array of strings	Action list
resources	No	Array of strings	Resource list

## Response Parameters

Status code: 201

**Table 3-147** Response body parameters

Parameter	Type	Description
uid	String	Permission policy UID

## Example Requests

Creating a permissions policy

https://ucs.myhuaweicloud.com/v1/permissions/rules

```
{
  "metadata": {
    "name": "xxxxx"
  },
  "spec": {
    "type": "admin",
    "iamUserIDs": [ "xxxxx" ]
  }
}
```

## Example Responses

**Status code: 201**

The permission policy has been created (the UID of the permission policy is returned).

```
{
  "uid": "xxxx-xxxx-xxxx-xxxx"
}
```

## Status Codes

Status Code	Description
201	The permission policy has been created (the UID of the permission policy is returned).
400	Client request error. The server could not execute the request.
500	Internal server error.

## Error Codes

See [Error Codes](#).

### 3.3.2 Querying the Permission Policy List

#### Function

This API is used to query the permission policy list.

#### URI

GET /v1/permissions/rules

**Table 3-148** Query parameters

Parameter	Mandatory	Type	Description
limit	No	Integer	The number of records allowed on each page when the list is queried by page. The default value is <b>-1</b> .
offset	No	Integer	Start offset when the list is queried by page. The default value is <b>0</b> .
order_by	No	String	Sorting parameter when the list is queried by page. The value can be <b>create_at</b> or <b>update_at</b> .
order	No	String	Sorting order when the list is queried by page. The value can be <b>desc</b> or <b>asc</b> .

## Request Parameters

**Table 3-149** Request header parameters

Parameter	Mandatory	Type	Description
X-Auth-Token	Yes	String	Identity authentication information Minimum: <b>1</b> Maximum: <b>16384</b>

## Response Parameters

Status code: **200**

**Table 3-150** Response body parameters

Parameter	Type	Description
items	Array of <b>Rule</b> objects	Permission policy list
total	Integer	Total number of records on all pages

**Table 3-151** Rule

Parameter	Type	Description
kind	String	API type
apiVersion	String	API version. The value is fixed at <b>v1</b> and cannot be changed.
metadata	<b>ObjectMeta</b> object	Basic information
spec	<b>RuleSpec</b> object	Detailed description of the permission policy. UCS creates or updates the permission policy by <b>spec</b> .

**Table 3-152** ObjectMeta

Parameter	Type	Description
uid	String	Cluster ID
name	String	Cluster name
labels	Map<String,String>	Label
creationTimestamp	String	Creation time. It is a UTC time in the RFC 3339 format.
updateTimestamp	String	Update timestamp

**Table 3-153** RuleSpec

Parameter	Type	Description
iamuserids	Array of strings	IAM user information associated with a permission policy
type	String	Permission policy type. The value can be <b>readonly</b> , <b>develop</b> , <b>admin</b> , or <b>custom</b> .
contents	Array of <b>Content</b> objects	Permission policy content
description	String	Permission policy description Minimum: <b>0</b> Maximum: <b>255</b>



**Table 3-154** Content

Parameter	Type	Description
verbs	Array of strings	Action list
resources	Array of strings	Resource list

## Example Requests

None

## Example Responses

**Status code: 200**

Permission policy list

```
{
  "items": [ {
    "metadata": {
      "name": "admin",
      "uid": "3dcdef78-65bb-11ee-bdf2-0255ac100033",
      "creationTimestamp": "2023-10-08 09:15:36.526016 +0000 UTC",
      "updateTimestamp": "2023-10-08 09:15:36.526016 +0000 UTC"
    },
    "spec": {
      "iamUserIDs": [ "873395a21c8d4d8ba9e37d6d32debc41" ],
      "type": "admin",
      "contents": [ {
        "verbs": [ "*" ],
        "resources": [ "*" ]
      } ]
    }
  } ],
  "total": 1
}
```

## Status Codes

Status Code	Description
200	Permission policy list
400	Client request error. The server could not execute the request.
500	Internal server error.

## Error Codes

See [Error Codes](#).

### 3.3.3 Deleting a Permission Policy

#### Function

This API is used to delete a permission policy.

#### URI

DELETE /v1/permissions/rules/{ruleid}

**Table 3-155** Path parameters

Parameter	Mandatory	Type	Description
ruleid	Yes	String	Permission policy ID

#### Request Parameters

**Table 3-156** Request header parameters

Parameter	Mandatory	Type	Description
X-Auth-Token	Yes	String	Identity authentication information Minimum: 1 Maximum: 16384

#### Response Parameters

None

#### Example Requests

None

#### Example Responses

None

#### Status Codes

Status Code	Description
200	The permission policy has been deleted.
400	Client request error. The server could not execute the request.

Status Code	Description
500	Internal server error.

## Error Codes

See [Error Codes](#).

### 3.3.4 Updating a Permission Policy

#### Function

This API is used to update a permission policy.

#### URI

PUT /v1/permissions/rules/{ruleid}

**Table 3-157** Path parameters

Parameter	Mandatory	Type	Description
ruleid	Yes	String	Permission policy ID

#### Request Parameters

**Table 3-158** Request header parameters

Parameter	Mandatory	Type	Description
X-Auth-Token	Yes	String	Identity authentication information Minimum: <b>1</b> Maximum: <b>16384</b>

**Table 3-159** Request body parameters

Parameter	Mandatory	Type	Description
spec	No	<a href="#">RuleSpec</a> object	Detailed description of the permission policy. UCS creates or updates the permission policy by <b>spec</b> .

**Table 3-160** RuleSpec

Parameter	Mandatory	Type	Description
iamuserids	No	Array of strings	IAM user information associated with a permission policy
type	No	String	Permission policy type. The value can be <b>readonly</b> , <b>develop</b> , <b>admin</b> , or <b>custom</b> .
contents	No	Array of <b>Content</b> objects	Permission policy content
description	No	String	Permission policy description Minimum: <b>0</b> Maximum: <b>255</b>

**Table 3-161** Content

Parameter	Mandatory	Type	Description
verbs	No	Array of strings	Action list
resources	No	Array of strings	Resource list

## Response Parameters

None

## Example Requests

Updating a permission policy

PUT https://ucs.myhuaweicloud.com/v1/permissions/{ruleid}

```
{
  "spec" : {
    "iamUserIDs" : [ "978ff70ec1494a5680f6218faa3567d9", "5acdb44b47ba4bd79783ad40e5346783" ],
    "type" : "custom",
    "description" : "this is description"
  }
}
```

## Example Responses

None

## Status Codes

Status Code	Description
200	The permission policy has been updated.
400	Client request error. The server could not execute the request.
500	Internal server error.

## Error Codes

See [Error Codes](#).

# 4 Using the Karmada API

## Karmada API Description

Karmada API is the application that serves Karmada functionality through a RESTful interface and stores the state of Karmada. Federated resources can be obtained, created, updated, and deleted via HTTP calls (POST, PUT, PATCH, DELETE, and GET) to the API. For details, see [Karmada API](#).

UCS can call Karmada API through API Gateway.

## Calling Karmada API Through API Gateway

Karmada API can be called through API Gateway. The URL format is **https://{Fleet name}.fleet.ucs.{Region}-dev.myhuaweicloud.com/{URI}**.

**Table 4-1** URL parameters

Parameter	Description
{Fleet name}	Fleet name, which can be obtained from the basic fleet information on the console.
{Region}	URL of the region that the service belongs to, which can be obtained from <a href="#">Endpoints</a> . Example: The region of CN North-Beijing4 is <b>cn-north-4</b> .
{URI}	Access path of an API for performing a specified operation. Obtain the value from the URI of the API. For details, see <a href="#">Karmada API</a> . Example: Set this parameter based on the API to be called. For example, if you want to view details about a Deployment, the request method is GET and the API URI is <b>apis/apps/v1/{namespace}/default/deployments</b> . <i>{namespace}</i> indicates the cluster namespace name. In this example, the value is <b>default</b> .

**Step 1** Log in to the UCS console and click the name of the target fleet to go to its details page. Then, click **kubectl** in **Fleet Info**.

- Step 2** Select a project, VPC, master node subnet, and validity period as prompted and click **Download** to download the kubectl configuration file.

The name of the downloaded file is **kubeconfig.json**.

#### NOTICE

If the **kubeconfig.json** file is leaked, your clusters may be attacked. Keep it secure. The validity period of the kubectl configuration file can be set as required. The options are 5 years, 1 year, 6 months, 30 days, and 15 days to 1 day. The minimum value is 1 day.

- Step 3** Install and configure kubectl on the executor.

1. Copy kubectl and its configuration file to the **/home** directory on the executor in the selected VPC and subnet.
2. Log in to your executor and configure kubectl.

```
cd /home
chmod +x kubectl
mv -f kubectl /usr/local/bin
mkdir -p $HOME/.kube
mv -f kubeconfig.json $HOME/.kube/config
```

- Step 4** Determine the requested URL based on the URL format.

- *{Fleet name}* indicates the fleet name, which can be obtained from the basic fleet information on the console.
- *{Region}* indicates the URL of the region that the service belongs to, which can be obtained from [Endpoints](#).
- *{URL}* Access path of an API for performing an operation on resources. Obtain the value from the URI of the API. For details, see [Karmada API](#).

The following is an example URL for calling the API to view information about all Deployments in the federation:

```
https://r*****.fleet.ucs.cn-north-4-dev.myhuaweicloud.com/apis/apps/v1/namespaces/default/deployments
```

- Step 5** Obtain the bearer token corresponding to the request for creating an Admin Role.

1. Save the following content to the **admin-role.yaml** file:

```
kind: ClusterRoleBinding
apiVersion: rbac.authorization.k8s.io/v1
metadata:
  name: admin
  annotations:
    rbac.authorization.kubernetes.io/autoupdate: "true"
roleRef:
  kind: ClusterRole
  name: cluster-admin
  apiGroup: rbac.authorization.k8s.io
subjects:
- kind: ServiceAccount
  name: admin
  namespace: kube-system
---
apiVersion: v1
kind: ServiceAccount
```

```

metadata:
  name: admin
  namespace: kube-system
  labels:
    kubernetes.io/cluster-service: "true"
    addonmanager.kubernetes.io/mode: Reconcile
    
```

2. Run the **kubectl apply -f admin-role.yaml** command to create the service account and permissions.
3. Run the **kubectl create token admin --namespace kube-system** command to obtain the bearer token of the service account.
4. Set the environment variable **token** to the bearer token obtained in the previous step.

**Step 6** Use the request method specified by the API and set the request header parameters. If parameters in the body need to be added, add the structure corresponding to the API by referring to [Karmada API](#).

Example curl command to call the API for creating a Deployment using POST and adding the corresponding body:

In this example, the **nginx.json** file is used to create a Deployment named **nginx**. The Deployment uses the **nginx:latest** image and contains two pods. Each pod occupies 100m CPU and 200 MiB of memory. After the Deployment is created, you can refer to the preceding steps to obtain the URI of PropagationPolicy from [Karmada API](#) and create a distribution policy.

```

curl --location --request POST 'https://r*****.fleet.ucs.cn-north-4-dev.myhuaweicloud.com/apis/apps/v1/deployments' \
--header 'Content-Type: application/json' \
--header 'Authorization: Bearer $token' \
--data @nginx.json
    
```

The following table lists the header parameters contained in the request.

**Table 4-2** Request header parameters

Parameter	Mandatory	Type	Description
Content-Type	Yes	String	Message body type (format), for example, application/json.
Authorization	Yes	String	For details about how to obtain the bearer token, see <a href="#">Step 5</a> .

The content of the **nginx.json** file is as follows:

```

{
  "apiVersion": "apps/v1",
  "kind": "Deployment",
  "metadata": {
    "name": "nginx"
  },
  "spec": {
    "replicas": 2,
    "selector": {
      "matchLabels": {
        "app": "nginx"
      }
    }
  }
}
    
```



```
    }
  },
  "template": {
    "metadata": {
      "labels": {
        "app": "nginx"
      }
    },
    "spec": {
      "containers": [
        {
          "image": "nginx:latest",
          "name": "container-0",
          "resources": {
            "limits": {
              "cpu": "100m",
              "memory": "200Mi"
            },
            "requests": {
              "cpu": "100m",
              "memory": "200Mi"
            }
          }
        }
      ]
    },
    "imagePullSecrets": [
      {
        "name": "default-secret"
      }
    ]
  }
}
```

----End

# 5 Appendix

## 5.1 Status Codes

- Normal values

Returned Value	Description
200 OK	The results of <b>GET</b> and <b>PUT</b> operations are returned as expected.
201 Created	The results of the <b>POST</b> operation are returned as expected.
202 Accepted	The request has been accepted for processing.
204 No Content	The results of the <b>DELETE</b> operation are returned as expected.

- Abnormal values

Returned Value	Description
400 Bad Request	The server failed to process the request.
401 Unauthorized	You must enter a username and password to access the requested page.
403 Forbidden	You are forbidden to access the requested page.
404 Not Found	The server could not find the requested page.
405 Method Not Allowed	You are not allowed to use the method specified in the request.
406 Not Acceptable	The response generated by the server could not be accepted by the client.

Returned Value	Description
407 Proxy Authentication Required	You must first authenticate yourself with the proxy.
408 Request Timeout	The server timed out waiting for the request.
409 Conflict	The request could not be processed due to a conflict.
500 Internal Server Error	The request failed due to a service error.
501 Not Implemented	The request failed because the server does not support the requested function.
502 Bad Gateway	The request failed because the request is invalid.
503 Service Unavailable	The request failed because the system is temporarily abnormal.
504 Gateway Timeout	A gateway timeout error occurred.

## 5.2 Error Codes

If an exception occurs during the execution of an operation request and the request is not processed, an error message is returned. The error message contains the error code and description. [Table 5-1](#) lists the common error codes and error messages. You can rectify the errors following the description.

**Table 5-1** Error code description

Error Code	Status Code	Error Message	Description
UCS.00000001	400	Failed to obtain the user information.	Failed to obtain the user information.
UCS.00000003	400	Failed to obtain the federation information.	Failed to obtain the federation information.
UCS.00000004	403	Request forbidden.	Forbidden request.
UCS.00000005	500	Database operation failed.	Failed to operate the database.
UCS.00000006	500	Server internal error.	Internal server error.
UCS.00000007	500	Data transform error.	Data conversion failed.

Error Code	Status Code	Error Message	Description
UCS.00000008	500	Error add event.	Failed to add the event.
UCS.00000009	500	Data unmarshal error.	Failed to deserialize data.
UCS.00000010	500	Data marshal error.	Failed to serialize data.
UCS.00000011	400	Bad query parameter value.	Invalid request parameter.
UCS.00000012	400	Invalid request body.	Invalid request body.
UCS.00000013	404	No requested resources found.	The requested resource cannot be found.
UCS.00000014	500	Failed to encrypt data.	Data encryption failed.
UCS.00000015	500	Failed to decrypt data.	Data decryption failed.
UCS.00000016	400	Invalid header value.	Invalid request header.
UCS.00000017	400	Insufficient quota	Insufficient quota.
UCS.00000018	401	Authorization failed.	Authorization failed.
UCS.00010001	500	Failed to get iam connection.	IAM connection failed.
UCS.00010002	403	Sub-user has no authority to create agency.	The IAM user does not have the permission for creating an agency.
UCS.00010003	400	Failed to create agency.	Failed to create an agency.
UCS.00010004	500	Failed to get role id for te_admin.	Failed to obtain the te_admin role.
UCS.00010005	500	Failed to get admin token from iam.	Failed to obtain the admin token.
UCS.00010006	500	Failed to get agency list from iam.	Failed to obtain the agency list.

Error Code	Status Code	Error Message	Description
UCS.00010007	500	Failed to get agency grants from iam.	Failed to obtain the agency grants.
UCS.00010008	500	Failed to update agency role.	Failed to update the agency role.
UCS.00010009	400	Failed to get project token by agency	Failed to obtain the project token through the agency.
UCS.00010010	400	Failed to get op_svc account domain token	Failed to obtain the token of the op account.
UCS.00010011	400	Failed to get project id by project name.	Failed to obtain the project ID.
UCS.00010012	400	IAM agency quota insufficient, please expand agency quota	IAM agency quota exceeded.
UCS.00010013	400	fail to get iam pdp authorize result	Failed to obtain the PDP authentication result.
UCS.00010014	403	iam pdp authentication denied	PDP authentication rejected.
UCS.00010015	403	iam rbac authentication denied	RBAC authentication rejected.
UCS.00020001	500	Failed to get aeskey.	Failed to obtain the aeskey.
UCS.00020002	500	Failed to get certs.	Failed to obtain the certificate.
UCS.00020003	500	Failed to create certs.	Failed to create the certificate.
UCS.00020003	500	Failed to delete certs.	Failed to delete the certificate.
UCS.00030001	404	Cluster Not Found.	No clusters found.
UCS.00030002	400	Failed to obtain the cluster information.	Failed to obtain the cluster information.
UCS.00030003	400	Failed to get resourceJob info with cluster status	Failed to obtain the resource job.
UCS.00040001	400	Failed to obtain the mesh information.	Failed to obtain the mesh information.

Error Code	Status Code	Error Message	Description
UCS.00090001	500	Failed to create DNSRecord	Failed to create the record set.
UCS.00100001	400	Failed to publish message to smn.	Failed to publish messages to SMN.
UCS.00100002	400	smn topic error.	Invalid SMN topic.
UCS.00100003	400	smn subscription error.	SMN subscription error.
UCS.00110001	400	SDR failed to get billing raw data	Failed to obtain billing data.
UCS.00110002	400	Formatting raw billing data to SDR format error	Failed to format billing data.
UCS.00120001	400	CBC failed to update resources status	Failed to update the CBC resource status.
UCS.00130001	400	Get UCS Agency info error	Failed to obtain the UCS agency.
UCS.00140001	400	Create ClusterRole failed	Failed to create a ClusterRole.
UCS.00140002	400	Delete ClusterRole failed	Failed to delete a ClusterRole.
UCS.00140003	400	Update ClusterRole failed	Failed to update a ClusterRole.
UCS.00140004	400	Get ClusterRole failed	Failed to obtain the ClusterRole information.
UCS.00140005	400	Create ClusterRoleBinding failed	Failed to create a ClusterRoleBinding.
UCS.00140006	400	Delete ClusterRoleBinding failed	Failed to delete a ClusterRoleBinding.
UCS.00140007	400	Update ClusterRoleBinding failed	Failed to update a ClusterRoleBinding.
UCS.00140008	400	Get ClusterRoleBinding failed	Failed to obtain the ClusterRoleBinding information.
UCS.00140009	400	Create Role failed	Failed to create a role.
UCS.00140010	400	Delete Role failed	Failed to delete a role.

Error Code	Status Code	Error Message	Description
UCS.00140011	400	Update Role failed	Failed to update a role.
UCS.00140012	400	Get Role failed	Failed to obtain the role information.
UCS.00140013	400	Create RoleBinding failed	Failed to create a RoleBinding.
UCS.00140014	400	Delete RoleBinding failed	Failed to delete a RoleBinding.
UCS.00140015	400	Update RoleBinding failed	Failed to update a RoleBinding.
UCS.00140016	400	Get RoleBinding failed	Failed to obtain the RoleBinding information.
UCS.00150001	400	Cluster policy validate failed.	Cluster policy verification failed.
UCS.00150002	400	ClusterGroup policy validate failed.	Cluster group policy verification failed.
UCS.00150003	400	Cluster has enable policy.	The policy has been enabled for the cluster.
UCS.00150004	400	ClusterGroup has enable policy.	The policy has been enabled for the cluster group.
UCS.00150005	400	Cluster not enable policy.	The policy is not enabled for the cluster.
UCS.00150006	400	ClusterGroup not enable policy.	The policy is not enabled for the cluster group.
UCS.00150007	500	Get policy job failed.	Failed to obtain the policy task.
UCS.01000001	400	Failed to obtain the user information.	Failed to obtain the user information.
UCS.01000002	429	The throttling threshold has been reached.	Throttling threshold reached.
UCS.01000003	401	Authorization failed.	Authorization failed.

Error Code	Status Code	Error Message	Description
UCS.01000004	403	Request forbidden.	Forbidden request.
UCS.01000005	500	Database operation failed.	Failed to operate the database.
UCS.01000006	500	Server internal error.	Internal server error.
UCS.01000007	500	Data transform error.	Data conversion failed.
UCS.01000008	500	Error add event.	Failed to add the event.
UCS.01000009	500	Data unmarshal error.	Failed to deserialize data.
UCS.01000010	500	Data marshal error.	Failed to serialize data.
UCS.01000011	400	Bad query parameter value.	Invalid request parameter.
UCS.01000012	400	Invalid request body.	Invalid request body.
UCS.01000013	404	No requested resources found.	The requested resource cannot be found.
UCS.01000014	500	Failed to encrypt data.	Data encryption failed.
UCS.01000015	500	Failed to decrypt data.	Data decryption failed.
UCS.01000016	400	Invalid header value.	Invalid request header.
UCS.01000017	400	Insufficient quota	Insufficient quota.
UCS.01000018	400	Quota info validate failed	Quota parameter verification failed.
UCS.01000019	500	Quota update failed	Quota update failed.
UCS.01010001	500	Failed to get iam connection.	IAM connection failed.
UCS.01010002	500	Failed to get project token by agency	Failed to obtain the project token through the agency.



Error Code	Status Code	Error Message	Description
UCS.01010003	403	No access permission. Please contact the administrator.	No permissions.
UCS.01010004	400	get deployment region's projectID error	Failed to obtain the project ID.
UCS.01010005	400	get IAM agency's token error	Failed to obtain the agency token.
UCS.01010006	400	fail to get iam pdp authorize result	Failed to obtain the PDP authentication result.
UCS.01010007	403	iam pdp authentication denied	PDP authentication rejected.
UCS.01010008	403	iam rbac authentication denied	RBAC authentication rejected.
UCS.01020001	500	Failed to get aeskey.	Failed to obtain the aeskey.
UCS.01020002	500	Failed to get certs.	Failed to obtain the certificate.
UCS.01020003	500	Failed to create certs.	Failed to create the certificate.
UCS.01020004	500	Failed to delete certs.	Failed to delete the certificate.
UCS.01030001	404	Cluster Not Found.	No clusters found.
UCS.01030002	400	Failed to obtain the cluster information.	Failed to obtain the cluster information.
UCS.01030003	409	The same cluster already exists.	The cluster name already exists.
UCS.01030004	400	Cluster status is unavailable, please fix cluster first.	The cluster is unavailable.
UCS.01030005	403	No authorization for cluster	Failed to authorize the cluster.
UCS.01030006	400	Create resource job for cluster error	Failed to create a resource job in the cluster.
UCS.01030007	400	Create on-demand order for cluster error	Failed to create the pay-per-use order.

Error Code	Status Code	Error Message	Description
UCS.01030008	400	Cluster kubeconfig format error.	Incorrect kubeconfig format of the cluster.
UCS.01030009	400	This cluster does not support unregister	The cluster does not support unregistration.
UCS.01030010	400	Failed to obtain cce cluster information.	Failed to obtain the CCE cluster information.
UCS.01030011	400	Cluster category not supported	The cluster type is not supported.
UCS.01030012	400	Register cce cluster error	Failed to register the CCE cluster.
UCS.01030013	400	Register attached cluster error	Failed to register the attached cluster.
UCS.01030014	400	Register on-premise cluster error	Failed to register the on-premises cluster.
UCS.01030015	100	Register multi cloud cluster error	Failed to register the multi-cloud cluster.
UCS.01030016	400	Cluster has been frozen	The cluster has been frozen.
UCS.01050001	400	RecordSet create failed.	Failed to create the record set.
UCS.01080001	400	Failed to obtain the federation information.	Failed to obtain the federation information.
UCS.01080002	400	Cluster group has federalized.	Federation has been enabled for the fleet.
UCS.01080003	500	Cluster group federation failed.	Federation operation failed.
UCS.01080004	400	Cluster group federation validate failed.	Failed to enable federation verification.
UCS.01080005	400	Retry join all clusters to federation failed.	Failed to federate all clusters again.

Error Code	Status Code	Error Message	Description
UCS.01080006	400	Cluster group has not been federalized.	Federation is not enabled for the fleet.
UCS.01080007	400	Retry join cluster to federation failed.	Failed to add the cluster to the federation again.
UCS.01090001	400	Failed to obtain the mesh information.	Failed to obtain the mesh information.
UCS.01100001	403	No authorization for cluster group	The fleet is not authorized.
UCS.01100002	400	associate cluster with clustergroup error	Failed to add the cluster to the fleet.
UCS.01100003	400	associate cluster with rule error	Failed to associate the permission policy with the fleet.
UCS.01100004	409	The same clustergroup already exists.	The fleet name already exists.
UCS.01100005	404	ClusterGroup Not Found.	The fleet does not exist.
UCS.01100006	400	Cluster number in fleet exceed limit.	Too many clusters in the fleet.
UCS.01100007	400	Update associated clusters validate failed	Failed to verify the update of the associated cluster.
UCS.01110001	400	resource notification to SMN error	Failed to send notifications to SMN.
UCS.01120001	400	Create ClusterRole failed	Failed to create a ClusterRole.
UCS.01120002	400	Delete ClusterRole failed	Failed to delete a ClusterRole.
UCS.01120003	400	Update ClusterRole failed	Failed to update a ClusterRole.
UCS.01120004	400	Get ClusterRole failed	Failed to obtain the ClusterRole information.
UCS.01120005	400	Create ClusterRoleBinding failed	Failed to create a ClusterRoleBinding.

Error Code	Status Code	Error Message	Description
UCS.01120006	400	Delete ClusterRoleBinding failed	Failed to delete a ClusterRoleBinding.
UCS.01120007	400	Update ClusterRoleBinding failed	Failed to update a ClusterRoleBinding.
UCS.01120008	400	Get ClusterRoleBinding failed	Failed to obtain the ClusterRoleBinding information.
UCS.01120009	400	Create Role failed	Failed to create a role.
UCS.01120010	400	Delete Role failed	Failed to delete a role.
UCS.01120011	400	Update Role failed	Failed to update a role.
UCS.01120012	400	Get Role failed	Failed to obtain the role information.
UCS.01120013	400	Create RoleBinding failed	Failed to create a RoleBinding.
UCS.01120014	400	Delete RoleBinding failed	Failed to delete a RoleBinding.
UCS.01120015	400	Update RoleBinding failed	Failed to update a RoleBinding.
UCS.01120016	400	Get RoleBinding failed	Failed to obtain the RoleBinding information.
UCS.01130001	400	policy management create reconcile job failed	Failed to create a coordination job in policy management.
UCS.01130002	400	policy management create disable job failed	Failed to create a disabling job in policy management.
UCS.01130003	400	cluster policy validate failed.	Cluster policy verification failed.
UCS.01130004	400	clusterGroup policy validate failed.	Cluster group policy verification failed.

Error Code	Status Code	Error Message	Description
UCS.01130005	400	cluster policy management is in installing or closing status	Cluster policy management is being installed or has been disabled.
UCS.01130006	400	cluster group policy management is in installing or closing status	Cluster group policy management is being installed or has been disabled.

## 5.3 Obtaining a Project ID

### Scenarios

A project ID is required for some URLs when an API is called. Therefore, you need to obtain a project ID in advance. Two methods are available:

- [Call an API.](#)
- [Use the console.](#)

### Obtain the Project ID by Calling an API

You can obtain a project ID by calling the API used to [query projects based on specified criteria](#).

The API used to obtain a project ID is GET `https://{Endpoint}/v3/projects`. {Endpoint} is the IAM endpoint and can be obtained from [Regions and Endpoints](#). For details about API authentication, see [Authentication](#).

The following is an example response. The value of **id** is the project ID.

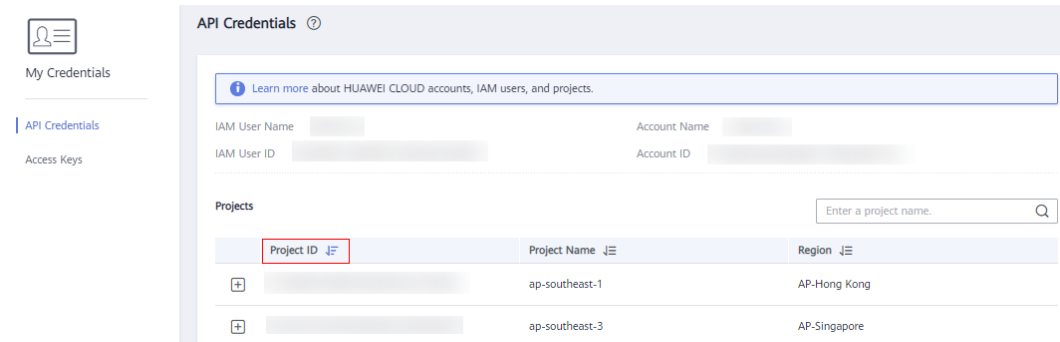
```
{
  "projects": [
    {
      "domain_id": "65382450e8f64ac0870cd180d14e684b",
      "is_domain": false,
      "parent_id": "65382450e8f64ac0870cd180d14e684b",
      "name": "project_name",
      "description": "",
      "links": {
        "next": null,
        "previous": null,
        "self": "https://www.example.com/v3/projects/a4a5d4098fb4474fa22cd05f897d6b99"
      },
      "id": "a4a5d4098fb4474fa22cd05f897d6b99",
      "enabled": true
    }
  ],
  "links": {
    "next": null,
    "previous": null,
    "self": "https://www.example.com/v3/projects"
  }
}
```

## Obtain a Project ID from the Console

To obtain a project ID from the console, perform the following operations:

1. Log in to the management console.
2. Click the username and select **My Credentials** from the drop-down list.  
On the **API Credentials** page, view the project ID in the project list.

Figure 5-1 Viewing the project ID

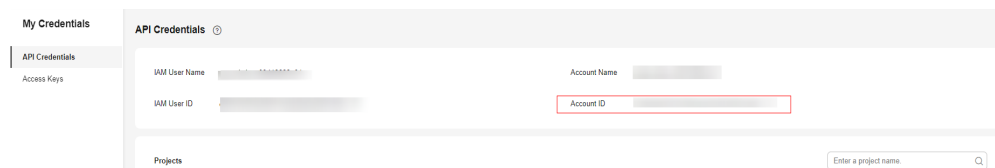


## 5.4 Obtaining an Account ID

An account ID is required for some URLs when an API is called. To obtain the account ID, take the following steps:

1. Register an account and log in to the management console.
2. Click the username and select **My Credentials** from the drop-down list.  
On the **API Credentials** page, view **Account ID**.

Figure 5-2 Obtaining an account ID



## 5.5 City Codes

- 110000: Beijing
- 120000: Tianjin
- 130000: Hebei
- 130100: Shijiazhuang
- 130200: Tangshan
- 130300: Qinhuangdao
- 130400: Handan
- 130500: Xingtai

- 130600: Baoding
- 130700: Zhangjiakou
- 130800: Chengde
- 130900: Cangzhou
- 131000: Langfang
- 131100: Hengshui
- 140000: Shanxi
- 140100: Taiyuan
- 140200: Datong
- 140300: Yangquan
- 140400: Changzhi
- 140500: Jincheng
- 140600: Shuozhou
- 140700: Jinzhong
- 140800: Yuncheng
- 140900: Xinzhou
- 141000: Linfen
- 141100: Lvliang
- 150000: Inner Mongolia Autonomous Region
- 150100: Hohhot
- 150200: Baotou
- 150300: Wuhai
- 150400: Chifeng
- 150500: Tongliao
- 150600: Ordos
- 150700: Hulunbuir
- 150800: Bayannur
- 150900: Ulanqab
- 152200: Hinggan League
- 152500: Xilingol League
- 152900: Alxa League
- 210000: Liaoning
- 210100: Shenyang
- 210200: Dalian
- 210300: Anshan
- 210400: Fushun
- 210500: Benxi
- 210600: Dandong
- 210700: Jinzhou
- 210800: Yingkou

- 210900: Fuxin
- 211000: Liaoyang
- 211100: Panjin
- 211200: Tieling
- 211300: Chaoyang
- 211400: Huludao
- 220000: Jilin
- 220100: Changchun
- 220200: Jilin
- 220300: Siping
- 220400: Liaoyuan
- 220500: Tonghua
- 220600: Baishan
- 220700: Songyuan
- 220800: Baicheng
- 222400: Yanbian Korean Autonomous Prefecture
- 230000: Heilongjiang
- 230100: Harbin
- 230200: Qiqihar
- 230300: Jixi
- 230400: Hegang
- 230500: Shuangyashan
- 230600: Daqing
- 230700: Yichun
- 230800: Jiamusi
- 230900: Qitaihe
- 231000: Mudanjiang
- 231100: Heihe
- 231200: Suihua
- 232700: Daxing'anling Prefecture
- 310000: Shanghai
- 320000: Jiangsu
- 320100: Nanjing
- 320200: Wuxi
- 320300: Xuzhou
- 320400: Changzhou
- 320500: Suzhou
- 320600: Nantong
- 320700: Lianyungang
- 320800: Huai'an



- 320900: Yancheng
- 321000: Yangzhou
- 321100: Zhenjiang
- 321200: Taizhou
- 321300: Suqian
- 330000: Zhejiang
- 330100: Hangzhou
- 330200: Ningbo
- 330300: Wenzhou
- 330400: Jiaxing
- 330500: Huzhou
- 330600: Shaoxing
- 330700: Jinhua
- 330800: Quzhou
- 330900: Zhoushan
- 331000: Taizhou
- 331100: Lishui
- 340000: Anhui
- 340100: Hefei
- 340200: Wuhu
- 340300: Bengbu
- 340400: Huainan
- 340500: Ma'anshan
- 340600: Huaibei
- 340700: Tongling
- 340800: Anqing
- 341000: Huangshan
- 341100: Chuzhou
- 341200: Fuyang
- 341300: Suzhou
- 341500: Lu'an
- 341600: Bozhou
- 341700: Chizhou
- 341800: Xuancheng
- 350000: Fujian
- 350100: Fuzhou
- 350200: Xiamen
- 350300: Putian
- 350400: Sanming
- 350500: Quanzhou

- 350600: Zhangzhou
- 350700: Nanping
- 350800: Longyan
- 350900: Ningde
- 360000: Jiangxi
- 360100: Nanchang
- 360200: Jingdezhen
- 360300: Pingxiang
- 360400: Jiujiang
- 360500: Xinyu
- 360600: Yingtan
- 360700: Ganzhou
- 360800: Ji'an
- 360900: Yichun
- 361000: Fuzhou
- 361100: Shangrao
- 370000: Shandong
- 370100: Jinan
- 370200: Qingdao
- 370300: Zibo
- 370400: Zaozhuang
- 370500: Dongying
- 370600: Yantai
- 370700: Weifang
- 370800: Jining
- 370900: Tai'an
- 371000: Weihai
- 371100: Rizhao
- 371300: Linyi
- 371400: Dezhou
- 371500: Liaocheng
- 371600: Binzhou
- 371700: Heze
- 410000: Henan
- 410100: Zhengzhou
- 410200: Kaifeng
- 410300: Luoyang
- 410400: Pingdingshan
- 410500: Anyang
- 410600: Hebi

- 410700: Xinxiang
- 410800: Jiaozuo
- 410900: Puyang
- 411000: Xuchang
- 411100: Louhe
- 411200: Sanmenxia
- 411300: Nanyang
- 411400: Shangqiu
- 411500: Xinyang
- 411600: Zhoukou
- 411700: Zhumadian
- 419001: Jiyuan
- 420000: Hubei
- 420100: Wuhan
- 420200: Huangshi
- 420300: Shiyan
- 420500: Yichang
- 420600: Xiangyang
- 420700: Ezhou
- 420800: Jingmen
- 420900: Xiaogan
- 421000: Jingzhou
- 421100: Huanggang
- 421200: Xianning
- 421300: Suizhou
- 422800: Enshi Tujia Miao Autonomous Prefecture
- 429004: Xiantao
- 429005: Qianjiang
- 429006: Tianmen
- 429021: Shennongjia Forestry District
- 430000: Hunan
- 430100: Changsha
- 430200: Zhuzhou
- 430300: Xiangtan
- 430400: Hengyang
- 430500: Shaoyang
- 430600: Yueyang
- 430700: Changde
- 430800: Zhangjiajie
- 430900: Yiyang

- 431000: Chenzhou
- 431100: Yongzhou
- 431200: Huaihua
- 431300: Loudi
- 433100: Xiangxi Tujia and Miao Autonomous Prefecture
- 440000: Guangdong
- 440100: Guangzhou
- 440200: Shaoguan
- 440300: Shenzhen
- 440400: Zhuhai
- 440500: Shantou
- 440600: Foshan
- 440700: Jiangmen
- 440800: Zhanjiang
- 440900: Maoming
- 441200: Zhaoqing
- 441300: Huizhou
- 441400: Meizhou
- 441500: Shanwei
- 441600: Heyuan
- 441700: Yangjiang
- 441800: Qingyuan
- 441900: Dongguan
- 442000: Zhongshan
- 445100: Chaozhou
- 445200: Jieyang
- 445300: Yunfu
- 450000: Guangxi Zhuang Autonomous Region
- 450100: Nanning
- 450200: Liuzhou
- 450300: Guilin
- 450400: Wuzhou
- 450500: Beihai
- 450600: Fangchenggang
- 450700: Qinzhou
- 450800: Guigang
- 450900: Yulin
- 451000: Baise
- 451100: Hezhou
- 451200: Hechi

- 451300: Laibin
- 451400: Chongzuo
- 460000: Hainan
- 460100: Haikou
- 460200: Sanya
- 460300: Sansha
- 460400: Danzhou
- 469001: Wuzhishan
- 469002: Qionghai
- 469005: Wenchang
- 469006: Wanning
- 469007: Dongfang
- 469021: Ding'an County
- 469022: Tunchang County
- 469023: Chengmai County
- 469024: Lingao County
- 469025: Baisha Li Autonomous County
- 469026: Changjiang Li Autonomous County
- 469027: Ledong Li Autonomous County
- 469028: Lingshui Li Autonomous County
- 469029: Baoting Li and Miao Autonomous County
- 469030: Qiongzong Li Miao Autonomous County
- 500000: Chongqing
- 510000: Sichuan
- 510100: Chengdu
- 510300: Zigong
- 510400: Panzhihua
- 510500: Luzhou
- 510600: Deyang
- 510700: Mianyang
- 510800: Guangyuan
- 510900: Suining
- 511000: Neijiang
- 511100: Leshan
- 511300: Nanchong
- 511400: Meishan
- 511500: Yibin
- 511600: Guang'an
- 511700: Dazhou
- 511800: Ya'an

- 511900: Bazhong
- 512000: Ziyang
- 513200: Ngawa Tibetan and Qiang Autonomous Prefecture
- 513300: Garzê Tibetan Autonomous Prefecture
- 513400: Liangshan Yi Autonomous Prefecture
- 520000: Guizhou
- 520100: Guiyang
- 520200: Liupanshui
- 520300: Zunyi
- 520400: Anshun
- 520500: Bijie
- 520600: Tongren
- 522300: Qianxinan Buyei and Miao Autonomous Prefecture
- 522600: Qiandongnan Miao and Dong Autonomous Prefecture
- 522700: Qiannan Buyei and Miao Autonomous Prefecture
- 530000: Yunnan
- 530100: Kunming
- 530300: Qujing
- 530400: Yuxi
- 530500: Baoshan
- 530600: Zhaotong
- 530700: Lijiang
- 530800: Pu'er
- 530900: Lincang
- 532300: Chuxiong Yi Autonomous Prefecture
- 532500: Honghe Hani and Yi Autonomous Prefecture
- 532600: Wenshan Zhuang and Miao Autonomous Prefecture
- 532800: Xishuangbanna Dai Autonomous Prefecture
- 532900: Dali Bai Autonomous Prefecture
- 533100: Dehong Dai and Jingpo Autonomous Prefecture
- 533300: Nujiang Liyu Autonomous Prefecture
- 533400: Diqing Tibetan Autonomous Prefecture
- 540000: Tibet Autonomous Region
- 540100: Lhasa
- 540200: Shigatse
- 540300: Changdu
- 540400: Linzhi
- 540500: Shannan
- 540600: Naqu
- 542500: Ngari Prefecture

- 610000: Shaanxi
- 610100: Xi'an
- 610200: Tongchuan
- 610300: Baoji
- 610400: Xianyang
- 610500: Weinan
- 610600: Yan'an
- 610700: Hanzhong
- 610800: Yulin
- 610900: Ankang
- 611000: Shangluo
- 620000: Gansu
- 620100: Lanzhou
- 620200: Jiayuguan
- 620300: Jinchang
- 620400: Baiyin
- 620500: Tianshui
- 620600: Wuwei
- 620700: Zhangye
- 620800: Pingliang
- 620900: Jiuquan
- 621000: Qingyang
- 621100: Dingxi
- 621200: Longnan
- 622900: Linxia Hui Autonomous Prefecture
- 623000: Gannan Tibetan Autonomous Prefecture
- 630000: Qinghai
- 630100: Xining
- 630200: Haidong
- 632200: Haibei Tibetan Autonomous Prefecture
- 632300: Huangnan Tibetan Autonomous Prefecture
- 632500: Hainan Tibetan Autonomous Prefecture
- 632600: Golo Tibetan Autonomous Prefecture
- 632700: Yushu Tibetan Autonomous Prefecture
- 632800: Haixi Mongolian and Tibetan Autonomous Prefecture
- 640000: Ningxia Hui Autonomous Region
- 640100: Yinchuan
- 640200: Shizuishan
- 640300: Wuzhong
- 640400: Guyuan

- 640500: Zhongwei
- 650000: Xinjiang Uygur Autonomous Region
- 650100: Urumqi
- 650200: Karamay
- 650400: Turpan
- 650500: Hami
- 652300: Changji Hui Autonomous Prefecture
- 652700: Bortala Mongol Autonomous Prefecture
- 652800: Bayingolin Mongol Autonomous Prefecture
- 652900: Aksu
- 653000: Kizilsu Kyrgyz Autonomous Prefecture
- 653100: Kashgar Prefecture
- 653200: Hotan Prefecture
- 654000: Ili Kazakh Autonomous Prefecture
- 654200: Tacheng Prefecture
- 654300: Altay Prefecture
- 659001: Shihezi
- 659002: Alar
- 659003: Tumushuk
- 659004: Wujiaqu
- 659005: Beitun
- 659006: Tiemenguan
- 659007: Shuanghe
- 659008: Cokdala
- 659009: Kunyu
- 659010: Huyanghe
- 710000: Taiwan
- 710100: Taipei
- 710200: Kaohsiung
- 710300: Keelung
- 710400: Taichung
- 710500: Tainan
- 710600: Hsinchu
- 710700: Jiayi
- 810000: Hong Kong SAR
- 820000: Macao SAR
- unknown: unknown



## 5.6 Cluster Categories and Types

Category	Type	Provider
Huawei Cloud cluster (self)	CCE standard cluster (cce)	Huawei Cloud
	CCE Turbo cluster (turbo)	Huawei Cloud
On-premises cluster (onpremises)	On-premises cluster (baremetal)	Huawei Cloud
Multi-cloud cluster (multicloud)	Multi-cloud cluster (aws)	Huawei Cloud
Attached cluster (attachedcluster)	ACK cluster (ack)	Alibaba Cloud
	AKS cluster (aks)	Azure
	EKS cluster (eks)	AWS
	GKE cluster (gke)	Google Cloud
	TKE cluster (tke)	Tencent Cloud
	OpenShift cluster (openshift)	OpenShift
	Self-managed cluster (privatek8s)	Private Kubernetes provider