

Data Security Center

Billing Description

Issue 01
Date 2023-11-30



Copyright © Huawei Cloud Computing Technologies Co., Ltd. 2023. All rights reserved.

No part of this document may be reproduced or transmitted in any form or by any means without prior written consent of Huawei Cloud Computing Technologies Co., Ltd.

Trademarks and Permissions



HUAWEI and other Huawei trademarks are the property of Huawei Technologies Co., Ltd.

All other trademarks and trade names mentioned in this document are the property of their respective holders.

Notice

The purchased products, services and features are stipulated by the contract made between Huawei Cloud and the customer. All or part of the products, services and features described in this document may not be within the purchase scope or the usage scope. Unless otherwise specified in the contract, all statements, information, and recommendations in this document are provided "AS IS" without warranties, guarantees or representations of any kind, either express or implied.

The information in this document is subject to change without notice. Every effort has been made in the preparation of this document to ensure accuracy of the contents, but all statements, information, and recommendations in this document do not constitute a warranty of any kind, express or implied.

Huawei Cloud Computing Technologies Co., Ltd.

Address: Huawei Cloud Data Center Jiaoxinggong Road
Qianzhong Avenue
Gui'an New District
Gui Zhou 550029
People's Republic of China

Website: <https://www.huaweicloud.com/intl/en-us/>

Contents

1 Overview	1
2 Billing Modes	3
2.1 Overview of Billing Modes	3
2.2 Yearly/Monthly Billing	4
2.3 Pay-Per-Use	6
3 Billing Items	9
4 Billing Examples	11
5 Renewal	13
5.1 Renewal Overview	13
5.2 Manual Renewal	14
5.3 Auto-Renewal	15
6 Bills	17
7 Arrears	18
8 Stopping Billing	20
9 Billing FAQs	21
9.1 How Is DSC Billed?	21
9.2 How Do I Renew the Purchased DSC Before It Expires?	22
9.3 How Do I Unsubscribe from DSC?	22

1 Overview

In this document, you will learn about the billing modes, billing items, renewal, and arrear of Data Security Center (DSC).

- **Billing Modes**

If you use DSC through the console, you will be billed on a yearly/monthly basis, which is prepaid. If you use DSC by APIs, including data masking and watermark APIs, you pay for what you used. Yearly/Monthly billing is a prepaid mode. In this mode, you pay for resources before using them. Your bill is settled based on the required duration you specify. Before you make a purchase, you need to ensure that your account balance is abundant. Pay-per-use billing is a postpaid mode. In this mode, you pay for what you used. For more details, see [Overview of Billing Modes](#).

- **Billing items**

The billing items of Huawei Cloud DSC consist of the service fee, database expansion package fee, and OBS expansion package fee. For details about DSC billing items and calculation formulas, see [Billing Items](#).

Different billing calculation formulas are used based on billing modes. For details about billing examples, see [Billing Examples](#).

- **Renewal**

After the DSC instance purchased in yearly/monthly mode expires, its protection functions will be unavailable. If you want to continue using the protection functions of DSC, you need to renew DSC within the specified period. Otherwise, resources such as the database expansion package and OBS expansion package will be automatically removed, and data may be lost. You can enable auto-renewal for SecMaster or manually renew it before it expires. For more details about renewal, see [Renewal Overview](#).

- **Bills**

You can choose **Billing and Costs > Bills** to view transaction records and detailed bills related to DSC. For details, see [Bills](#).

- **Arrears**

If the balance of a DSC account cannot cover the bills, the account is in arrears. If you are in arrears, you need to top up your account in a timely manner to avoid your DSC instance being affected. For details, see [Arrears](#).

- **Billing termination**

When the data security center is no longer used, you can unsubscribe from or delete it to avoid further charging. For details, see [Stopping Billing](#).

2 Billing Modes

2.1 Overview of Billing Modes

DSC provides two billing modes: yearly/monthly and pay-per-use.

- Yearly/Monthly billing: A prepaid mode in which you pay for the service before using it. Your bill is settled based on the required period. The longer you use the service, the more discounts you get. This mode is applicable to mature services that have long-term and stable device requirements.
- Pay-per-use billing: a postpaid mode in which you pay for what you used. You are billed by second based on the actual usage. Your bill is settled by the hour. With the pay-per-use billing mode, you can easily adapt to resource requirement changes, reducing the risk of overprovisioning of resources or lacking capacity. In this mode, there are no upfront commitments required.

Table 2-1 describes the differences between the billing modes.

Table 2-1 Billing modes

Billing Mode	Yearly/Monthly Billing	Pay-Per-Use
Payment Method	Prepaid Billed by the purchase period specified in your order	Postpaid You are charged based on the actual number of API calls. Each month, you can make 1 million API calls. Note that the unused API calls for the previous month will become invalid.
Billing Period	Billed by the purchase period specified in the order	API calls
Billing Item	Version specifications, database extension package, and OBS extension package.	API calls (data masking and watermarking)

Changing Specifications	Version specifications can be changed.	Version specifications cannot be changed.
Application Scenario	This billing mode is cost-effective and suitable when the duration of resource usage is predictable. The yearly/monthly mode is recommended for long-term users.	This mode is ideal when you want more flexibility and control on ECS usage.

2.2 Yearly/Monthly Billing

Yearly/Monthly billing is a prepaid billing mode in which you pay before using resources. It is suitable when your resource requirements are fixed because you can pay less by using longer. In the yearly/monthly billing mode, we offer discounts to you. This document describes the rules of yearly/monthly billing.

Application Scenarios

In yearly/monthly billing mode, you need to pay for a required duration in advance. This mode is suitable for long-term and relatively fixed service requirements. The yearly/monthly billing mode is recommended for the following scenarios:

- Stable services: enterprise websites, online malls, blogs, and others. Yearly/Monthly billing provides higher cost efficiency.
- Long-term projects: scientific research projects, large-scale events, and others. Yearly/Monthly billing facilitates stable supply of resources throughout the project.
- Service peak estimation: e-commerce promotion season, festivals, holidays, and others. Resources insufficiency can be avoided by pre-purchasing resources for peak demands.
- High data security: For services that require high data security, yearly/monthly billing facilitates continuous usage of the resources.

Billing Items

Service version, database extension package, and OBS extension package.

Billing Period

The billing period of yearly/monthly DSC is determined by the purchased duration (UTC+8). The billing period starts from the time you activate or renew your subscription (precise to seconds), and ends at 23:59:59 on the expiration date.

For example, if you purchased a DSC instance for one month on Mar 08, 2023, 15:50:04, the billing period is from Mar 08, 2023, 15:50:04 to Apr 08, 2023, 23:59:59.

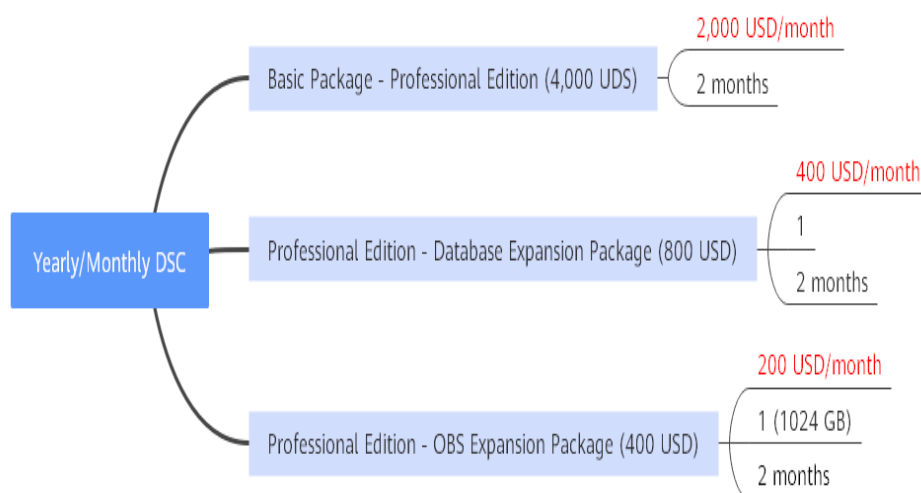
Billing Examples

If you purchase a DSC professional edition instance at 2023/03/08 15:50:04 and purchase a database expansion package and an OBS expansion package. The subscription is for one month, and you manually renew it for one month before it expires:

- The first billing period: Mar 08, 2023, 15:50:04–Apr 08, 2023, 23:59:59
- The second billing period: Apr 08, 2023, 23:59:59–May 08, 2023, 23:59:59

Figure 2-1 shows the billing calculation.

Figure 2-1 Yearly/Monthly DSC fee



Impact on Billing After Specification Change

If the specifications of your purchased yearly/monthly DSC instance do not meet your service requirements, you can change the specifications on the DSC console or upgrade or downgrade the DSC edition, you can also add or unsubscribe from unnecessary database and OBS expansion packages.

Edition upgrade or expansion package quantity increase: You need to pay for the price difference.

NOTE

Currently, DSC does not support downgrade. If you want to use DSC of a low-specification edition after the upgrade, unsubscribe from DSC and purchase again.

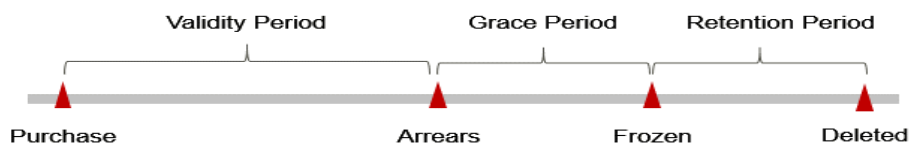
Specification upgrade fee = New edition price × Remaining period - Old specification price × Remaining period

The remaining period in the formula is the remaining days of each calendar month divided by the maximum days of corresponding calendar month. For more information, see [Pricing of a Changed Specification](#).

Impacts of Expiration

Figure 2-2 describes the status of each stage of a yearly/monthly DSC instance. After a DSC instance is purchased, it enters the valid period and runs normally during this period. If the instance is not renewed after it expires, before being deleted, it first enters a grace period and then a retention period.

Figure 2-2 Resource lifecycle



Expiration Reminder

From the 7th day before a yearly/monthly DSC instance expires, the system will send an expiration reminder to the creator of the account by email, SMS, and internal message.

Impact After Expiration

If the DSC professional edition purchased in yearly/monthly mode expires and is not renewed, the DSC enters the grace period. During the grace period, you can view historical task data but cannot add or edit tasks.

If you do not renew your yearly/monthly DSC instance before the grace period ends, it goes into the retention period and its status turns to **Frozen**. You cannot perform any operations on such instances in the retention period.

After the retention period expires, if the yearly/monthly DSC is not renewed, resources in DSC will be deleted and cannot be restored.

NOTE

For details about renewal, see [Renewal Overview](#).

2.3 Pay-Per-Use

Pay-per-use billing is a postpaid mode in which you pay for what you use. This billing mode requires no upfront or long-term commitments. This document describes the billing rules of pay-per-use APIs (data masking and watermarking APIs).

Application Scenario

Pay-per-use billing is suitable for applications or services that cannot be interrupted but have unpredictable or sudden traffic surges, such as flash sale activities on e-commerce platforms, temporary testing, and scientific computing.

Applicable Billing Items

- Watermark APIs
- Data masking APIs

Billing Period

Pay-per-use DSC API calls are charged by month. The fee is settled once a month (calendar month). After the settlement is complete, a new billing period starts. The billing start time is the time when the API is successfully called for the first time, and the end time is the time when the API is called for the last time in the month.

For example, if you call the watermarking API for the first time at 2023/03/08 15:50:04 and then call the watermark API for the last time at 2023/04/08 23:59:59, the billing period is from 2023/03/08 15:50:04 to 2023/04/08 23:59:59. During this period, no fee is generated for 0 to 1 million API calls. If the number of API calls exceeds 1 million, you will be charged by the extra number of calls.

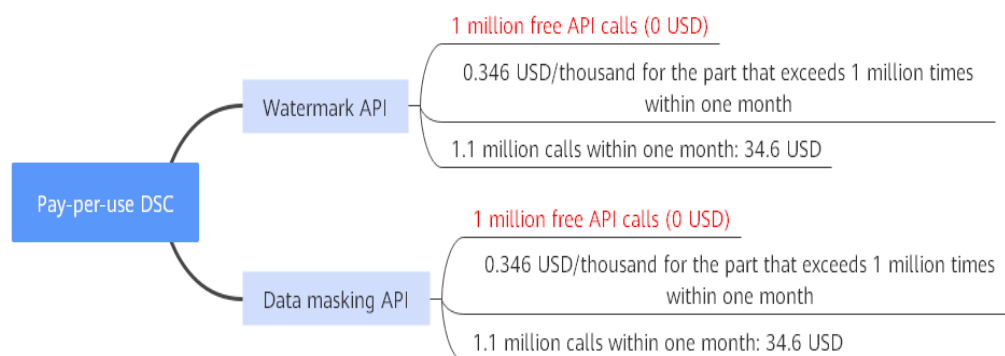
Billing Examples

If you call the watermarking API for the first time at 2023/03/08 15:50:04 and then for the last time at 2023/04/08 23:59:59, the billing period is from 2023/03/08 15:50:04 to 2023/04/08 23:59:59.

- The first billing period is 0 to 1 million calls.
- The second billing period is 1 million to 1.1 million calls, which cost 34.6 USD.

Figure 2-3 shows the billing calculation.

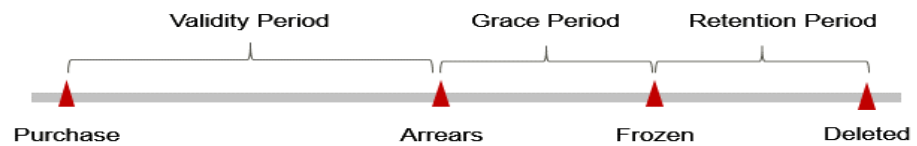
Figure 2-3 Pay-per-use DSC fee



Impact of Arrears

Figure 2-4 describes the status of pay-per-use DSC resources in different periods. After you purchase DSC resources, the period during which the resources run properly within the billing period is the validity period. If your account is in arrears due to failed payments for the pay-per-use DSC resources, the resources enter the grace period and then retention period.

Figure 2-4 Life cycle of DSC resources charged in pay-per-use mode



Arrears notifications

The system deducts fees from your account balance for pay-per-use resources at the end of each billing cycle. If your account is in arrears, we will notify you by email, SMS, or internal message.

Arrears impacts

Your account may fall into arrears after pay-per-use fees for DSC are deducted from the account balance. If you are in arrears, you cannot call APIs for updating operations but can call APIs for viewing information. You need to pay the fees of your pay-per-use resource incurred during the grace period. To view the fees, go to the **Billing Center > Overview** page. Huawei Cloud will deduct the fees after you top up your account.

If you do not pay arrears within the grace period, the resource enters the retention period and its status changes to **Frozen**. In this case, you cannot call APIs for updating operations but can call APIs for viewing information.

If you do not pay arrears after the retention period expires, the data will be deleted and cannot be restored.

3 Billing Items

You are billed for DSC instances you select based on the billing mode you choose.

Description

Figure 3-1 DSC billing modes

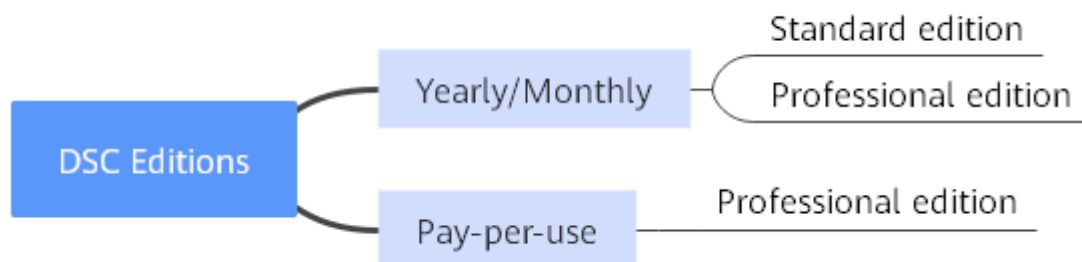


Table 3-1 Billing items

Billing Mode	Billing Item	Description
Yearly/ Monthly	(Mandatory) Edition specifications	Billed based on the specifications of purchased DSC edition (standard or professional). For details about service specifications and functions supported by each service edition, see Specifications of Different DSC Editions .
	(Optional) Database expansion package	Billed based on the number of purchased packages.
	(Optional) OBS expansion package	Billed based on the number of purchased packages.
	Required duration	Billed on a yearly or monthly basis.

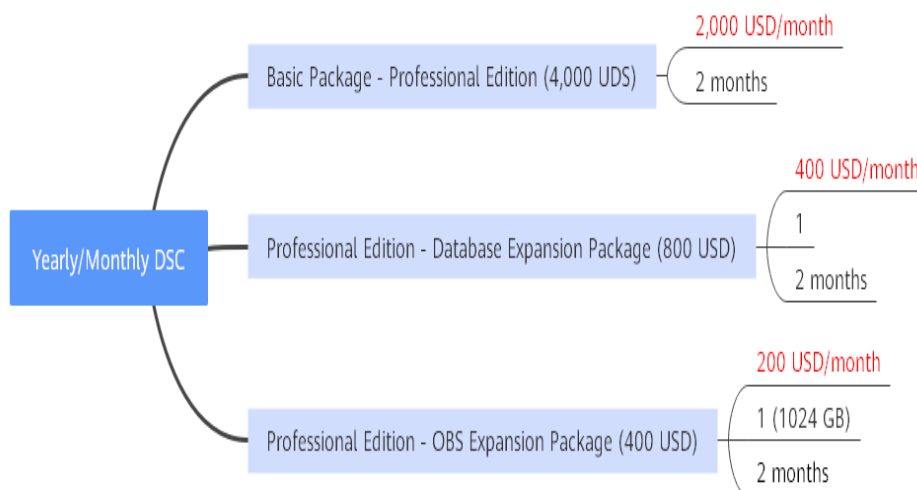
Billing Mode	Billing Item	Description
Pay-Per-Use	APIs (data masking and watermarking)	APIs are included only in the professional edition. By default, the professional edition offers one million API calls each month. Note that the unused API calls for the previous month will become invalid. For pricing about extra API calls, see Product Pricing Details .

Billing Examples

Take the yearly/monthly billing mode as an example. If you purchase the DSC professional edition, a database expansion package, and an OBS expansion package at 15:50:04 on July 8, 2023. Your subscription is one month and you manually renew the subscription for one month before the subscription expires. The billing details will be as follows:

- The first billing cycle is from 2023-07-08 15:50:04 to 2023-08-08 23:59:59.
- The second billing cycle is from 2023-08-08 23:59:59 to 2023-09-08 23:59:59.

Figure 3-2 Yearly/Monthly DSC fee



4 Billing Examples

DSC supports the yearly/monthly (prepaid) billing mode, and its APIs support the pay-per-use (postpaid) billing mode.

Billing Scenarios

A user purchased a DSC professional edition instance at 15:50:00 on May 1, 2023, together with a database expansion package and an OBS expansion package. The subscription duration is one month. After one month, the customer manually renewed the subscription for another month.

In June, the user needed to invoke watermarking APIs to watermark documents. The user invoked the API 1.1 million times from 2023/06/8 8:00:00 to 2023/06/28 18:00.

So, how much is the fee from May to June?

Billing Analysis

By billing mode, the DSC usage phase can be divided into two phases:

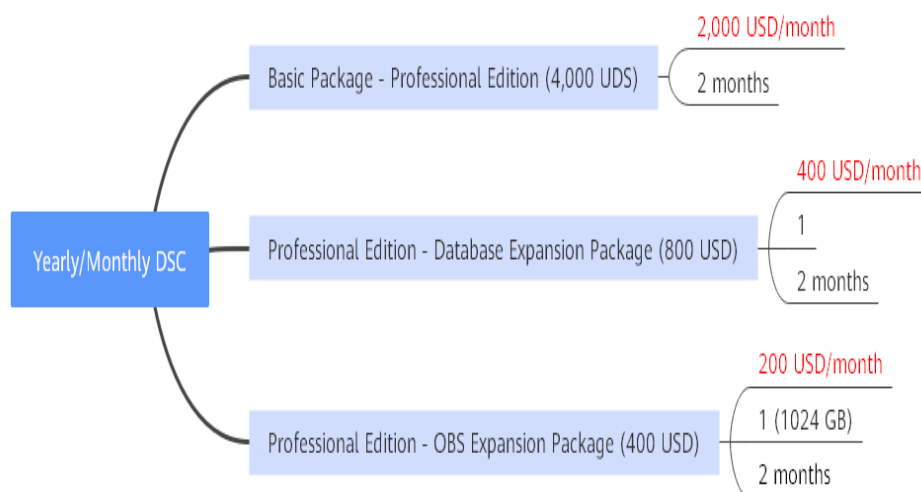
From 2023/05/01 15:50:00 to 2023/07/01 23:59:59, the yearly/monthly billing mode is used.

From 2023/06/8 8:00:00 to 2023/06/28 18:00, the billing mode is pay-per-use, and the number of API calls is 1.1 million.

- **Yearly/Monthly billing**

From 2023/05/01 15:50:00 to 2023/07/01 23:59:59, the user was billed in yearly/monthly mode, with a database expansion package and an OBS expansion package purchased for two months. The fee is calculated as follows:

Figure 4-1 Yearly/Monthly DSC fee



Therefore, from May to June, the fee generated by the professional edition is $4000+800+400=5200$ USD.

- **Pay-per-use billing**

From 2023/06/8 8:00:00 to 2023/06/28 18:00, the billing mode was pay-per-use and the number of API calls is 1.1 million. The fee is calculated as follows:

Figure 4-2 Pay-per-use DSC fee



In June, the pay-per-use fee is 34.6 USD.

From May to June, the total fee for using DSC is $5200 + 34.6 = 5234.6$ USD.

5 Renewal

5.1 Renewal Overview

For DSC instances, only yearly/monthly billed ones can be renewed. For the ones billed on a pay-per-use basis, you only need to ensure that your account balance is enough.

Introduction

After the DSC instance purchased in yearly/monthly mode expires, its functions will become unavailable. If you want to continue using DSC, you need to renew the subscription within the specified period.

To avoid unnecessary loss caused by security issues, renew your subscription before the retention period expires. If you do not renew the subscription, you cannot use DSC.

Renewal Functions

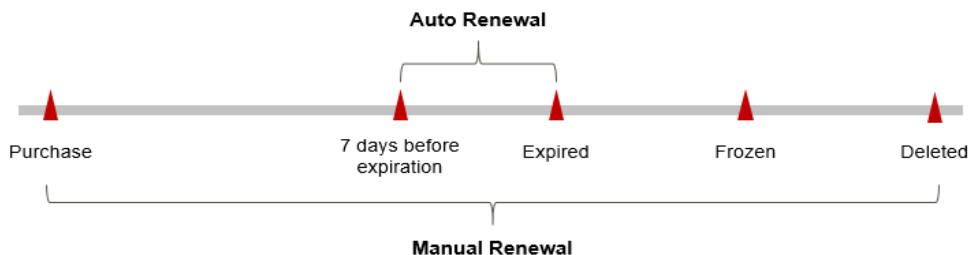
Table 5-1 lists the functions related to renew a yearly/monthly-billed DSC instance.

Table 5-1 Renewal-related functions

Function	Description
Manual Renewal	You can renew a yearly/monthly DSC instance on the DSC console at any time before it is automatically deleted.
Auto-Renewal	After auto-renewal is enabled, DSC automatically renews the subscription before the subscription expires. This prevents resources from being automatically deleted in the event that you forget to manually renew the subscription.

In different phases of the lifecycle of a yearly/monthly DSC instance, you can choose a renewal mode best fit your needs. For details, see **Figure 5-1**.

Figure 5-1 DSC life cycle



Auto-renewal can be enabled before your DSC instance expires. The system will automatically renew your DSC instance at 3:00 a.m. on the seventh day before it expires. If the auto-renewal fails, the system will try again at 3:00 a.m. every day until DSC expires or the renewal is successful. Renewing resources 7 days before expiration is a default value. You can change it if needed.

5.2 Manual Renewal

You can renew a yearly/monthly DSC instance on the DSC console at any time before it is automatically deleted.

Renewing a Subscription on the Management Console



- Step 1** Log in to the management console.
- Step 2** Click  in the upper left corner and select a region or project.
- Step 3** In the navigation pane on the left, click  and choose **Security & Compliance > Data Security Center**.
- Step 4** In the upper right corner, click **Renew**.

Figure 5-2 Renewal




- Step 5** On the renewal management page, complete the renewal.

For more details, see .

----End

Renewing a Subscription in the Billing Center

- Step 1** Log in to the management console.

- Step 2** In the navigation pane on the left, click  and choose **Security & Compliance > Data Security Center**.
- Step 3** In the upper right corner of the page, choose **Billing & Costs > Renewal**. The **Renewals** page is displayed.
- Step 4** On the renewal management page, complete the renewal.
- End

5.3 Auto-Renewal

Auto-renewal can prevent DSC resources from being automatically deleted if you forget to manually renew them. The auto-renewal rules are as follows:

- The first auto-renewal date and billing cycle are calculated based on the expiration date of your DSC instance.
- The DSC auto-renewal duration is of your choice. For example, if you select a 3-month duration, DSC automatically renews the subscription for 3 months before each expiration.
- Auto-renewal can be enabled before your DSC instance expires. The system will automatically renew your DSC instance at 3:00 a.m. on the seventh day before it expires. If the auto-renewal fails, the system will try again at 3:00 a.m. every day until DSC expires or the renewal is successful.
- You can still perform a manual renewal even when auto-renewal is enabled. After a manual renewal is complete, auto-renew is still in effect, and auto-renewal will be done 7 days before the new subscription expires.
- By default, the system automatically deducts fees from your account 7 days before your instance expires. You can change the renewal date to another day if needed, for example, 6 days or 5 days before the instance expires.

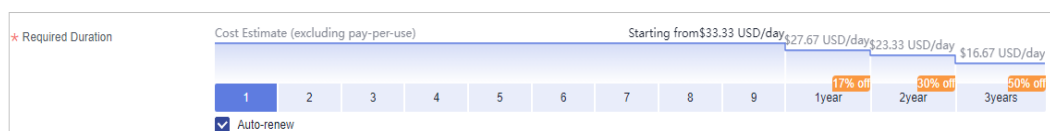
Prerequisites

Ensure that the DSC instance purchased in yearly/monthly mode has not expired.

Enabling Auto-renewal on the DSC Purchase Page

You can enable auto-renewal on the DSC purchase page, as shown in [Figure 5-3](#). For more information about purchasing DSC, see [Buying DSC](#).

Figure 5-3 Enabling auto-renewal



Enabling Auto-renewal on the Renewal Page

- Step 1** Log in to the management console.

Step 2 In the upper right corner of the page, choose **Billing & Costs > Renewal**. The **Renewals** page is displayed.

Step 3 Customize search criteria.

- On the **Auto Renewals** page, you can view the resources for which auto-renewal has been enabled.
- You can enable auto-renewal for resources on the **Manual Renewals, Pay-per-Use After Expiration**, and **Renewals Canceled** pages.

Step 4 Locate the target instance and click **Enable Auto-Renew** in the **Operation** column.

Step 5 Select the renewal duration and the number of auto-renewal times.

Step 6 Click **OK**.

----**End**

6 Bills

You can view bills in the **Billing Center** to learn about the usage and billing details of the resource in a certain period.

Bill Reporting Period

After you pay for a yearly/monthly resource, a bill is reported to the billing system in real time for settlement.

The usage of pay-per-use resources is reported to the billing system at a fixed interval for settlement. The settlement period of pay-per-use billing mode is a month (number of API calls).

The fee deduction time of pay-per-use resources may be later than the settlement period. On the **Billing Center > Billing > Transactions** and **Detailed Bills > Transaction Bills** page, **Expenditure Time** indicates the time when a pay-per-use product is used.

Viewing Expenditure Bills

- Step 1** Log in to the management console.
- Step 2** In the upper right corner of the page, choose **Billing & Costs > Bills**.
- Step 3** In the navigation pane on the left, choose **Transaction and Detailed Bills > Bill Details**.
- Step 4** Set **Settings** to **Resource Name or ID** and **Data Period** to **By billing cycle, By day, or Details**.

To view yearly/monthly bills, select **Product: Data Security Center** in the search box.

----End

7 Arrears

When you use DSC, your account goes into arrears when the balance is less than the bill to be settled. If your account is in arrears, the service cannot work. You need to top up your account in a timely manner.

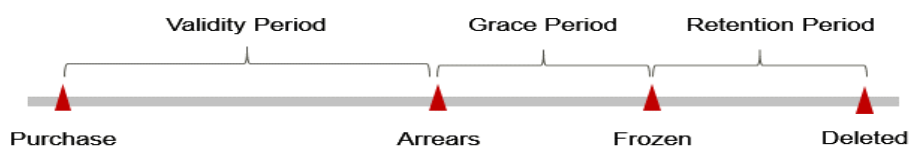
Arrears Reasons

- Auto-renewal has been enabled, but your account balance is insufficient to pay for the renewal.
- When the number of DSC API calls exceeds the upper limit, the system starts to charge the user. The account balance is insufficient for payment.

Arrears

- Yearly/Monthly billing
If the DSC professional edition purchased in yearly/monthly mode expires and is not renewed, the DSC enters the grace period. During the grace period, you can view historical task data but cannot add or edit tasks.
If you do not renew your yearly/monthly DSC instance before the grace period ends, it goes into the retention period and its status turns to **Frozen**. You cannot perform any operations on such instances in the retention period.
- Pay-Per-Use
Your account may fall into arrears after pay-per-use fees for DSC are deducted from the account balance. If you are in arrears, you cannot call APIs for updating operations but can call APIs for viewing information. You need to pay the fees of your pay-per-use resource incurred during the grace period. To view the fees, go to the **Billing Center > Overview** page. Huawei Cloud will deduct the fees after you top up your account.
If you do not pay arrears within the grace period, the resource enters the retention period and its status changes to **Frozen**. In this case, you cannot call APIs for updating operations but can call APIs for viewing information.
If you do not pay arrears after the retention period expires, the data will be deleted and cannot be restored.

Figure 7-1 Resource lifecycle



Avoiding and Handling Arrears

You need to top up your account once it is in arrears.

If you no longer need DSC, unsubscribe from it to stop billing.

Configure the **Balance Alert** function on the **Billing Center > Overview** page. When the total amount of the available quota, general cash coupons, and cash coupons is lower than the threshold, the system automatically notifies you by SMS or email.

If your account is in arrears, top up your account in time.

8 Stopping Billing

To prevent resource waste and unnecessary fees, you can stop billing for unused resources.

Yearly/Monthly Resources

If you pay for a resource billed in yearly/monthly mode, such as a yearly/monthly DSC instance, when you purchase it, billing automatically stops when the subscription expires.

- You can unsubscribe from a yearly/monthly resource before the subscription expires. Fees for unused resource will be refunded to you based on refund conditions, including the five-day unconditional unsubscription conditions and whether cash coupons or discount coupons are used.
- If you have enabled the **auto-renewal** function, disable it before the auto-renewal deduction date (seven days before the expiration date by default) to avoid unexpected fees.

9 Billing FAQs

9.1 How Is DSC Billed?

If you use DSC through the console, you will be billed on a yearly/monthly basis, which is prepaid. If you use DSC by APIs, including data masking and watermark APIs, you pay for what you used. DSC provides the standard and professional editions, and the database and OBS expansion packages.

Buy a required DSC edition and additional expansion packages based on your site requirements. You will be charged based on the selected billing items.

Billing Item

Table 9-1 Billing items

Billing Mode	Billing Item	Description
Yearly/Monthly	(Mandatory) Edition specifications	Billed based on the specifications of purchased DSC edition (standard or professional).
	(Optional) Database expansion package	Billed based on the number of purchased packages.
	(Optional) OBS expansion package	Billed based on the number of purchased packages.
	Required duration	Billed on a yearly or monthly basis.
Pay-Per-Use	APIs (data masking and watermarking)	APIs are included only in the professional edition. By default, the professional edition offers one million API calls each month. Note that the unused API calls for the previous month will become invalid. For pricing about extra API calls, see Product Pricing Details .

For price details, see [Product Pricing Details](#).

9.2 How Do I Renew the Purchased DSC Before It Expires?

This section describes how to renew the DSC subscription before it expires. After the renewal, you can continue to use DSC.



Before your DSC subscription expires, the system will send an SMS message or email to remind you to renew it.

If you do not renew your subscription before it expires, a retention period will apply.

For details about the retention period, see [Retention Period](#).

To avoid unnecessary loss caused by security issues, renew your subscription before the retention period expires. If you do not renew the subscription, you cannot use DSC.

Procedure

- Step 1** Log in to the management console.
 - Step 2** Click  in the upper left corner of the management console and select a region or project.
 - Step 3** In the navigation pane on the left, click  and choose **Security & Compliance > Data Security Center**.
 - Step 4** In the upper right corner, click **Renew**.
 - Step 5** On the renewal management page, complete the renewal.
For details, see [Manually Renewing a Resource](#).
- End

9.3 How Do I Unsubscribe from DSC?

This section describes how to unsubscribe from DSC. To unsubscribe from an extension package, you must unsubscribe from both the purchased DSC edition and expansion package.

Procedure

- Step 1** Log in to the management console.
- Step 2** In the upper right part of the page, click **Billing & Costs**. The **Billing Center** page is displayed.
- Step 3** In the navigation pane on the left, choose **Orders > Unsubscriptions and Returns/Exchanges**.

Step 4 Complete the unsubscription operations.

For more details, see [Unsubscription Rules](#).

----**End**